



AGENDA REQUEST FORM

THE SCHOOL BOARD OF BROWARD COUNTY, FLORIDA

MEETING DATE Jun 21 2016 10:15AM - Regular School Board Meeting

Special Order Request
 Yes No

ITEM No.:
JJ-10.

AGENDA ITEM OPEN ITEMS

Time

CATEGORY JJ. OFFICE OF FACILITIES AND CONSTRUCTION

DEPARTMENT Facilities Pre-Construction

Open Agenda
 Yes No

TITLE:
Professional Services Agreement - Lauderdale Lakes Middle School - Building Renovations - Project No. P.001637

REQUESTED ACTION:
Approve Professional Services Agreement with Jorge A. Gutierrez Architect LLC, Lauderdale Lakes Middle School, Building Renovations, Project No. P.001637.

SUMMARY EXPLANATION AND BACKGROUND:
Scope of Work: Design Professional shall develop a complete set of design documents that can be permitted for construction; along with construction contract administration services. The design documents scope for this project includes improvements to the campus' HVAC system(s), building envelope, fire alarm, fire sprinkler system, and media center.
A copy of the contract is available at the Board Members' Office on the 14th floor of the K.C. Wright Administration Center. A copy of all supporting documents are available online via the Broward County Public Schools eAgenda at: <https://webappe.browardschools.com/eAgenda/>
This Agreement has been reviewed and approved as to form and legal content by the Office of the General Counsel.

SCHOOL BOARD GOALS:
 Goal 1: High Quality Instruction Goal 2: Continuous Improvement Goal 3: Effective Communication

FINANCIAL IMPACT:
The Financial impact of the Professional Services Agreement includes \$382,422 for Basic Services and \$23,578 for Supplemental/Reimbursable Fees, totaling \$406,000.
This project has been appropriated in the Adopted District Educational Facilities Plan (September 8, 2015) and in the District's Capital Budget.

EXHIBITS: (List)
(1) Executive Summary (2) Agreement ONLINE (3) Collaboration

BOARD ACTION:
APPROVED
(For Official School Board Records Office Only)

SOURCE OF ADDITIONAL INFORMATION:
Name: Shelley N. Meloni, Director Phone: 754-321-1515
Name: Robert C. Corbin, Heery Director Phone: 754-321-4325

THE SCHOOL BOARD OF BROWARD COUNTY, FLORIDA

Senior Leader & Title
Leo Bobadilla - Chief Facilities Officer

Signature
Leo Bobadilla Jr
Tuesday, June 14, 2016 5:04:46 PM

Approved In Open Board Meeting On: JUN 21 2016

By: *Abby M. Friedman*
School Board Chair
for the chair

EXECUTIVE SUMMARY

EXHIBIT I

**Approve Professional Services Agreement
Jorge A. Gutierrez Architect LLC
Lauderdale Lakes Middle School
Building Renovations
Project No. 001637**

PROJECT OVERVIEW:

Type of Contract:	Professional Services Agreement
Architect:	Jorge A. Gutierrez Architect LLC
Notice to Proceed Date:	Planned date based on June 21, 2016 approval
Budget:	\$6,481,000

GENERAL OVERVIEW:

Board approval to advertise RFQ 16-086F was received at the December 8, 2015 Board meeting. This item is for Board approval of the Professional Services Agreement between The School Board of Broward County, Florida and Jorge A. Gutierrez Architect LLC for professional design services for Lauderdale Lakes Middle School. Design Professional shall develop a complete set of design documents that can be permitted for construction; along with construction contract administration services. The design documents scope for this project includes improvements to the campus' HVAC system(s), building envelope, fire alarm, fire sprinkler system, and media center.

According to School Board Policy 7003, Selection of Engineers and Architects, and pursuant to the Consultant's Competitive Negotiation Act, the Qualification Selection Evaluation Committee ("QSEC") selected Jorge A. Gutierrez Architect LLC, and the Negotiating Committee met with Jorge A. Gutierrez Architect LLC and negotiated a fixed fee.

The Architectural/Professional Liability Insurance has been agreed upon pursuant to Part 5 – Article 3 of the Professional Services Agreement based upon the Project Contract Cost. This Agreement has been reviewed and approved as to form and legal content by the Office of the General Counsel.

PROFESSIONAL SERVICES AGREEMENT

Design Professional Services

BETWEEN

THE SCHOOL BOARD OF BROWARD COUNTY, FLORIDA

Jorge A. Gutierrez Architect LLC

DATE: June 21, 2016

Description of Scope (for Single Package Contract)

Lauderdale Lakes Middle School Total Funds Allocated \$6,481,000:

Provide Professional Design Services for Lauderdale Lakes Middle School, P.001637.

Design Professional shall develop a complete set of design documents that can be permitted for construction; along with construction contract administration services. The design documents scope for this project includes improvements to the campus' HVAC system(s), building envelope, fire alarm, fire sprinkler system, and Media Center.

See PSA Attachment 6.a & 6.b for negotiated professional design fees and schedule.

See PSA Attachment 16 for the Project Scope of Work.

TABLE OF CONTENTS

TABLE OF CONTENTS	2
CONTRACT ATTACHMENT LISTING	3
DEFINITIONS	6
PART 1 – SCOPE OF SERVICES	
ARTICLE 1 – DESIGN PROFESSIONAL’S RESPONSIBILITY	9
ARTICLE 2 – SERVICES BY DESIGN PROFESSIONAL’S OWN STAFF/CONSULTANTS	10
ARTICLE 3 – BASIC SERVICES	11
ARTICLE 4 – MAINTENANCE OF RECORDS	13
ARTICLE 5 – CONTRACT PROCESS/PROCEDURES	13
PART 2 – DESIGN PROFESSIONAL COMPENSATION	
ARTICLE 1 – PAYMENT	14
ARTICLE 2 – REIMBURSABLES	15
ARTICLE 3 – WAIVER OF CLAIMS	16
PART 3 – CONTRACT TIME	
ARTICLE 1 – CONTRACT TIME	16
ARTICLE 2 – CONTRACT DURATION	17
PART 4 – OWNERS RESPONSIBILITIES	
ARTICLE 1 – MISCELLANEOUS	17
PART 5 – TERMS AND CONDITIONS	
ARTICLE 1 – MISCELLANEOUS	19
ARTICLE 2 – LIABILITY	19
ARTICLE 3 – INSURANCE	20
ARTICLE 4 – APPLICABLE LAW	23
ARTICLE 5 – EQUAL EMPLOYMENT OPPORTUNITY/NONDISCRIMINATION/MWBE/LDB	23
ARTICLE 6 – DISPUTE RESOLUTION	23
ARTICLE 7 – SECURING AGREEMENT/PUBLIC ENTITY CRIMES	24

ARTICLE 8 – OWNERSHIP, LICENSE OF DOCUMENTS AND INTELLECTUAL PROPERTY	24
ARTICLE 9 – PROJECT TERMINATION OR SUSPENSION	25
ARTICLE 10 – CONDITIONS	26
ARTICLE 11 – NOTICE PROVISIONS	28
PART 6 – CONTRACT EXECUTION SHEETS	29

CONTRACT ATTACHMENT LISTING

The following attachments are fully incorporated into this Agreement for Professional Design Services:

Attachment 1: Identified Codes, Regulations and Standards

- Codes regulations standards
- Certain projects may require meeting other or additional criteria

Attachment 2: Basic Design Phasing Requirements

- Note that the Project Scope of Work determines the requirements of Design Phasing

Attachment 3: Sample Schedule Format/Owner’s Initial Schedule – for reference

- Design Professional to develop a Project Schedule for Owner review and acceptance

Attachment 4: Sample Permitting Plan Format

- Sample format for Design Professional Permit Tracking

Attachment 5: Invoice Formats

- Required for monthly billing
- Required for reimbursable expenses

Attachment 6.a: Design Proposal

- Proposal of Services
- Schedule of Design Fees
- Proposal of Schedule
- Proposal of Scope

Attachment 6.b: Design Fees for Owner Changes

Attachment 7: Supplemental Services Information

Attachment 8: Electronic Media Requirements

Attachment 9: Conflict of Interest Form

- Due at the time of contract execution

Attachment 10: M/WBE Report Form

- Format for Design Professionals monthly report

Attachment 11: IRS form W-9

- Due at time of contract execution

Attachment 12: ACH Payment Agreement Form

- Due at time of contract execution

Attachment 13: Drug-Free Workplace

- Due at time of contract execution

Attachment 14: Errors and Omissions Process

Attachment 15: Finalized Design Professional and Consultant's Staffing – updated RFQ Attachment B

- Due five (5) days after contract execution

Attachment 16: Project Scope of Work

Online Documents: The following documents shall be downloaded by the Design Professional and are considered as Attachments to this Contract:

Design Standards

http://www.broward.k12.fl.us/facilities_construction/DSS/DS_Docs/DesignStandards.htm

- Design Criteria
- Design and Material Standards - Division 1 thru Division 17
- Document Submittal Checklist for Plan Review

<http://www.broward.k12.fl.us/constructioncontracts/D0docs.html>

- Specifications – Division 0

State Requirements for Educational Facilities (SREF) latest edition

<http://www.fldoe.org/edfacil/sref.asp>

- F.I.S.H. layering system for AutoCAD: **Note:** the layering system is not posted on line. It will need to be requested thru:

Facility Planning and Real Estate

600 SE 3rd Avenue

Fort Lauderdale, FL 33312

754-321-1932

Executed Documents

- This Section will include all signature pages and the Design Professional's RFQ and Contract deliverables.
- These documents are integral to the Contract and will be provided to the Design Professional as part of the contract package.
- Included are:
 - Executed Contract
 - List of Project Team Members as submitted as part of the RFQ
 - Document 00455 – background screening
 - Project Specific Insurance Certificates
 - Executed Purchase Order
 - Design Professional's approved schedule
 - Authorizations to Proceed
 - Drug Free Workplace
 - ACH Payment Agreement
 - IRS W-9 form
 - Conflict of Interest form
 - M/WBE letter of intent - form 00470
 - M/WBE consultants participating – form 00475
 - unavailability certificate if required – form 00480
 - Updated Design Professional and Consultant Staffing (RFQ attach B)
 - This is due five (5) days after execution of this contract.
 - Other documents, as may be required

DEFINITIONS

1. **Authorization to Proceed (ATP):** A document issued by the Owner to the Design Professional, which, when executed, authorizes the Design Professional to proceed with all or a portion of the Professional Services.
2. **Board:** The School Board of Broward County, Florida (SBBC).
3. **Building Code Inspectors and Plans Examiners:** Employees of The School Board of Broward County, Florida, and others designated by the Chief Building Official, who are certified by Florida statutes 468, 633 and 553 to provide plan review and inspections for code compliance.
4. **Building Department:** The entity having responsibility to provide plan review and inspections for code compliance for the School Board of Broward County facilities.
5. **Capital Budget Department:** The entity having responsibility for administering the budget and adoption of the annual District Education Facilities Plan for the School Board of Broward County.
6. **Change Order:** A written notice, issued and approved by the Owner for additions or deletions to the Contractors Scope of Work. A change order may increase or decrease the Contract amount or Time for Completion.
7. **Chief of Facilities & Construction Officer:** An employee of The School Board of Broward County, Florida who has the responsibility for oversight and management authority of the Facilities and Construction Department and Physical Plant Operations.
8. **Constructability:** Constructability is the organized process of reviewing a project's drawings, specifications and other project documents with a goal of eliminating design, detailing, and specification problems to facilitate a smooth construction process.
9. **Construction Change Directive (CCD):** A Directive given by the Owner for additions or deletions in the scope of work or services when a change is required and time is of the essence.
10. **Contingency Use Directive (CUD):** A CUD is issued and approved by the Owner for the purpose of accounting for unforeseen increases or decreases in the construction cost resulting from unforeseen circumstances relating to Construction.
11. **Construction Contract Documents:** The Contract Documents consist of the Agreement Form, Addenda, Supplementary Conditions, General Conditions, Documents contained in the Project Manual, Drawings, etc.
12. **Contractor:** Any person, firm or corporation with whom a Construction Contract has been awarded by the Owner.
13. **Construction Documents:** The construction documents include all the Design Professional's work product as listed in the Construction Contract. This includes, but is not limited to, specifications, drawings, materials boards.
14. **Consultants:** A person or organization of properly registered professional architects, engineers or other design professionals who has entered an agreement with the Design Professional to furnish professional services in support of the Design Professionals agreement with the Owner.
15. **Design Builder:** The Firm registered and licensed in Florida, who has entered into an Agreement with the School Board of Broward County to provide design and construction phase services.
16. **Design Professional:** The Firm registered and licensed in Florida, who has entered into an Agreement with the School Board of Broward County to provide architectural and/or engineering services
17. **Facilities and Construction Department:** The entity having responsibility for the management of Construction and Maintenance of the School Board of Broward County's facilities.
18. **Final Completion:** The date at which time the Contractor has completed all Work in accordance with the Contract Documents as certified by the Design Professional and/or approved by the Owner. In addition, Final Completion shall not be deemed to have occurred until any and all governmental bodies, boards, entities, etc., which regulate or have jurisdiction of the Work, have inspected, approved and certified the Work. 6

19. **Guaranteed Maximum Price (GMP):** The GMP is the maximum that the Owner shall pay the Contractor for the Work described in the contract documents.
20. **Office of Facilities & Construction:** The Owner's organizational entity which acts as liaison between all Project Participants and the Owner.
21. **Other Contractors:** Any person, firm or corporation with whom a Contract has been made with the Owner for the performance of any work on the site for work which is not a portion the Work covered by the Prime Contractor's Contract.
22. **Owner:** The School Board of Broward County, Florida (SBBC).
23. **Owner's Representative:** The Owner's Representative is The Program Manager.
24. **Phase:** A designated subdivision of the Work, usually with its own requirements for Substantial and Final Completion, and liquidated damages. A Phase may be designated for completion by the Owner's own forces, or by another Owner Contractor.
25. **Physical Plant Operations (PPO):** The entity having responsibility for maintenance services, ground services, Facilities support services, and energy management conservation services for the School Board of Broward County facilities.
26. **Program Manager:** The entity having responsibility for program management services on the School Board of Broward County's Capital Projects.
27. **Project Manager:** An employee of the School Board of Broward County or Program Manager who has responsibility oversight of the management of a capital project from the planning and design phase through construction and closeout.
28. **Project Manual:** The Project Manual contains the Contract Documents and the Design Documents.
29. **Project Schedule:** A logic activity based plan identifying design and construction activities associated with the Project characterized by milestones signifying the required completion dates for design phases, construction progress, and other significant project events culminating with the completion of the project, issuance of warranties Owners occupancy and use of the facility.
30. **Punch List:** A list of items of work required to be completed after substantial completion to achieve final completion.
31. **Subcontractor:** A person or entity having a formal contract with the contractor. A "Subcontractor", does not have a contractual relationship with the Owner.
32. **Sub-subcontractor:** A person or entity having a formal contract with the Subcontractor. A Sub-subcontractor, does not have a contractual relationship with the Owner.
33. **Submittals:** Documents prepared by the Contractor to show how a particular aspect of the Work is to be supplied, fabricated and/or installed. Contractor Submittals include shop drawings, product data, samples, mock-ups, test results, warranties, maintenance agreements, project photographs, record documents, field measurement data, operating and maintenance manuals, reports, certifications and other types of information described in the specifications.
34. **Substantial Completion:** Is when the work is at a stage that the facility can be used for its intended purpose. A Certificate of Occupancy is a prerequisite to obtaining Substantial Completion.
35. **Superintendent of Schools:** The duly appointed executive officer of the Owner authorized to act by and through The School Board of Broward County, Florida.
36. **Superintendent:** An English speaking representative of the Contractor that shall be present on the work site at all times during the projects progress, who is authorized to receive and fulfill instructions from the Owner and the Design Professional and capable of managing the work flow efficiently and safely.
37. **Supplemental Services:** Additional Professional Design Services that may be required.

38. **Surety:** The Entity issuing Bid, Payment and/or Performance Bonds guaranteeing the Contractor's payments and performance, for the duration of the work.
39. **Terminology:** The use of the singular or plural shall apply to both the singular and the plural in all cases. The use of he or she are to be considered genderless and shall apply to both he and she in all cases.
40. **The Project:** All Work necessary to be performed to meet the intent of the Contract Documents. The Project may include construction by the Owner or by separate contractors.
41. **Value Engineering:** Value Engineering (VE) is the organized process of analysis of a project as to cost and/or performance with a focus on analysis of the proposed facility and the elimination or modification of those features which add cost without contributing to that facility's required function or design value.
42. **Written Notice:** Shall be deemed to have been served if delivered in person to the individual or to a member of the Design Professional or to the office of the Design Professional for whom it is intended, or, if delivered or sent by registered mail or other traceable delivery service to the last business address known to the entity serving notice. Refer to Part 5 Article 11, Notice Provisions.
43. **Work:** The totality of the terms, conditions and obligations included in the Contract Documents or by an executed Agreement.

PART 1 – SCOPE OF SERVICES

PART 1 – ARTICLE 1 – Design Professional’s Responsibility

- 1.1.1. The Design Professional, in representing the Owner, assumes towards the Owner a relationship of the highest trust, confidence, and fair dealings.
- 1.1.2. The Design Professional agrees to obtain and maintain throughout the period of this Agreement all such licenses as are required to do business in the State of Florida and in Broward County, Florida, including, but not limited to, all licenses required by the respective state boards and other governmental agencies responsible for regulating and licensing the professional Services to be provided and/or performed by the Design Professional pursuant to this Agreement.
- 1.1.3. The Design Professional’s designated Principal in Charge shall have full authority to bind and obligate the Design Professional on all matters arising out of or relating to this Agreement. The Design Professional will designate in writing an individual to serve as the Design Professional’s representative. The Representative is authorized and responsible to act on behalf of the Design Professional with respect to directing, coordinating and administering all aspects of the Services to be provided and performed under the Owner’s Authorization to Proceed. By execution of this Agreement, the Design Professional acknowledges that the Representative has full authority to bind and obligate the Design Professional on all matters arising out of or relating to the Authorization to Proceed. The Design Professional agrees that the Principal in Charge and the Representative shall devote whatever time is required to satisfactorily manage the Services to be provided and performed by the Design Professional under the Authorization to Proceed. Further, the Design Professional agrees that the Principal in Charge and the Representatives shall not be removed without Owner’s prior approval, and if so removed, must be immediately replaced with a person acceptable to the Owner, which approval and acceptance shall not be unreasonably withheld.
- 1.1.4. The Design Professional agrees that its staff, consultants and sub-consultants who will perform any Services under this Agreement are subject to Owner’s reasonable approval. For project specific RFQ’s the Attachment B from the RFQ shall be finalized, updated and submitted to the owner within 2 weeks of contract execution. Attachment B is the listing of the Design Professional’s staff, consultants and sub-consultants who have been assigned to provide the services required under this Agreement. The Design Professional further agrees, within fourteen (14) calendar days of receipt of a written request from the Owner, to promptly remove and replace the Representative, or any other personnel employed or retained by the Design Professional, or any consultants or subcontractors or any personnel of any such consultants or sub-consultant engaged by the Design Professional to provide and perform any of the Services pursuant to the requirements of this Agreement. This request may be made by Owner with or without cause. If the Design Professional is required to remove and replace a consultant or subcontractor without cause, an equitable adjustment shall be made to the compensation provided for in any Authorization to Proceed to which such subcontractor or consultant may have been assigned.
 - 1.1.4.1. Note that for Continuing Services, the Design Professional may list more than one (1) primary staff members and more than one (1) of each consultant type on Attachment B for use through the length of the contract.

- 1.1.5. Drawings shall be prepared in electronic AutoCAD format and the Project Manual shall be prepared as an electronic Word document per the Owner's standards found in the online Design Standards.
- 1.1.6. Design Professional acknowledges that the most recent version of the Design Standards as of the date of the ATP shall be utilized for design.
- 1.1.7. In the event of any conflict in these requirements, the Design Professional shall promptly notify the Owner of such conflict in writing and utilize its best professional judgment to resolve the conflict.
- 1.1.8. The Owner's acceptance of any document does not relieve the Design Professional of its obligation to deliver completely and accurately, all documents necessary for the successful completion of the project per the requirements in the Authorization to Proceed.
- 1.1.9. Design Professional agrees, for both itself and all of its consultants and sub-consultants, to comply with Owner's rules and regulations with respect to safety and security at the Owner's facilities.
- 1.1.10. Design Professional expressly acknowledges and agrees that it is responsible for complying with all rules and regulations of the Jessica Lunsford Act. Further, Design Professional shall comply with any rules or regulations implemented by the Owner in order to comply with the Jessica Lunsford Act.
- 1.1.11. The Design Professional endeavors to ensure that no person or consultant will be assigned to work on any work pursuant to this contract that poses any threat or risk of harm to the health, safety or welfare of any student, employee, guest, vendor or property of the Owner.
- 1.1.12. The Owner may have one or more representatives visiting the site of the Project from time to time, or on a full-time basis, and the Design Professional shall not interfere with the functions of said representatives and will cooperate and work with said representatives. No action or failure to act by a representative shall relieve the Design Professional from any of its duties or obligations hereunder.
- 1.1.13. Design Professional shall be responsible for reviewing all geological reports provided by the Owner with respect to the Project. The Design Professional's design documents shall be consistent and coordinated with the information set forth in all such geological reports. In the event the Design Professional has any questions or concerns about the contents of any such reports, the Design Professional shall notify the Owner in writing within 14 days of the Design Professional's receipt of any such geological reports. The Design Professional and Owner will attempt to mutually resolve any such questions or concerns.
- 1.1.14. The Design Professional shall immediately inform the Owner's Project or Program Manager of concerns or issues which become known to the Design Professional during the performance of this Agreement.

PART 1 – ARTICLE 2 – Services by Design Professional's Consultants

- 1.2.1 Nothing in this Agreement shall create any contractual relationship between the Owner and the Consultants or Sub-consultants except as specifically noted herein.
- 1.2.2 The Design Professional is at all times liable for any and all negligent acts of omission or commission of its Consultants relating to or regarding this Agreement or the Project which is the subject of this Agreement.

- 1.2.3 The employment of, contract with, or use of the services of any other person or firm by the Design Professional, as independent consultant or otherwise, shall be subject to the prior written approval of the Owner.
- 1.2.4 All of the Design Professional Contracts with the Design Professional Consultants shall be in writing, signed by both parties and shall include the following provision:
 - 1.2.4.1 The Owner shall be recognized as a third-party beneficiary of this Agreement. Should the Owner terminate this Agreement with the Design Professional, the Design Professional shall, upon the Owner's request, obtain assignment of the Consultant's agreement(s) with the Design Professional as elected by the Owner.
 - 1.2.4.2 Each of the Design Professional agreements with a Consultant shall specifically provide that the Owner shall only be responsible to the Consultant for those obligations of the Design Professional that accrue subsequent to the Owner's exercise of its right to take an assignment of such agreement.
 - 1.2.4.2.1 Nothing in the Contract Documents will create a contractual relationship between the Owner and the Consultants unless the Owner elects to accept contingent assignment of the agreement as provided herein.
 - 1.2.4.2.2 In this event, the Consultants shall resolve all disputes involving the Owner in the same manner as provided to the Design Professional in Part 5 Article 6.
- 1.2.5 Design Professional shall not change any Consultant without prior approval by the Owner.
- 1.2.6 All Owner communication and direction will be to the Design Professional. The Owner will not provide direction directly to the Design Professional's Consultants.
- 1.2.7 The Design Professional, not later than five (5) calendar days after the fully executed date of this Agreement, shall re-submit RFQ Attachment B, a finalized list of contact information for Consultants and sub-consultants. For continuing contracts, with each ATP the Design Professional shall update this listing within 10 calendar days of the ATP date.

PART 1 – ARTICLE 3 – Basic Services

1.3.1 Continuing Contracts

- 1.3.1.1 **NOTE:** For Continuing Contract Agreements, not all assignments will require all components of the Basic Services and as outlined in the Phasing Sequences and Requirements Document (Attachment 2), and as outlined below. The Design Professional shall determine design and construction documentation steps needed for each assignment based on the scope of the assignment, following any particulars defined in the scoping documents. Any questions shall be directed to the Owner's Representative for clarification/resolution and direction.

1.3.2 All Contract types (Including Continuing Contracts)

- 1.3.2.1 Provide complete professional architectural, engineering and/or other professional design services utilizing all necessary personnel, equipment and materials to perform the service Phases as defined by the requirements of the ATP.

- 1.3.2.2 Complete those design services in accordance with the Project Development Schedule as developed by the Design Professional from the Owners original schedule and finalized with Owner concurrence. See Attachment 3 for Owner's original sample schedule.
 - 1.3.2.3 Participate in the Value Engineering reviews at the end of schematic Design and Design Development phases.
 - 1.3.2.3.1 Design Professional shall integrate Owner's accepted Value Engineering proposals into the documents. If the VE proposals require substantial revisions as determined by the Owner, then these revisions will be considered Supplemental Services (see Attachment 7).
 - 1.3.2.4 Participate in the Constructability Reviews at the end of the Construction Documentation phase.
 - 1.3.2.4.1 Design Professional shall integrate the Owner's accepted constructability review proposals into the documents. If the Constructability Review proposals require substantial revisions as determined by the Owner, then these revisions will be considered Supplemental Services (see Attachment 7).
 - 1.3.2.5 Participate in all meetings where the content of the design and construction documents will be coordinated and reconciled, as scheduled during any phase of the project.
 - 1.3.2.6 Provide Statement of Probable Construction Costs at the times as identified in the Basic Phasing Document (Attachment 2).
 - 1.3.2.7 Provide a Permitting Plan utilizing the sample tracking format as found in Attachment 4.
 - 1.3.2.8 The Design Professional shall attend project design review meetings as required for the Project with representatives of the Design Professional's Consultants throughout the design process, reviewing project budget, scheduling, scope, Consultant's development and progress, and any special issues related to the continuing progress of the project. The Design Professional shall provide meeting minutes, sketches and other documents as needed to illustrate progress and for the resolution of discussed issues requiring the Owner's review, comments, input or direction.
 - 1.3.2.9 The Design Professional shall attend the project construction meetings as required for the project for the construction phases. The Design Professional shall provide Meeting Minute Commentaries for all noted design related and constructability related issues for resolution as well as for new issues presented in the meeting.
 - 1.3.2.10 The Design Professional will immediately investigate any non-conforming or suspect in place work or document issue that is brought to his attention by others or is discovered by the Design Team's site visits. The Design Professional shall provide written recommendations to the Owner for these types of issues for review and Owner direction. Note that the Contractor shall be required to document all questions in the Request for Information format (RFI).
 - 1.3.2.11 The Design Professional shall identify inappropriate plan review rejections, including category, in writing to the Owner within 5 days of receipt.
- 1.3.3 Standard of Care
- 1.3.3.1 The Owner's engagement of the Design Professional is based upon the Design Professional's representations to the Owner that:
 - 1.3.3.2 It is an organization of experienced design professionals, licensed to do business in Florida.
 - 1.3.3.3 It is qualified, willing and able to perform the professional design services for the project.
 - 1.3.3.4 It has past experience and ability to provide the professional design services for projects of similar size, and scope.

1.3.3.5 The Design Professional shall perform its services consistent with the professional skill and care ordinarily provided by design professionals in the same or similar locality under the same or similar circumstances.

1.3.3.6 The Design Professional shall perform its services consistent with professional skill and the industries standard of care, throughout the orderly progress of the Project.

1.3.4 Approval of Documents

1.3.4.1 The Owner's acceptance of any document does not relieve the Design Professional of its obligation to deliver, complete and accurate, all documents necessary for the successful completion of the project per the requirements in the Authorization to Proceed and shall not be deemed to have the required approval of any authority having jurisdictional review over the project or portions of the project.

PART 1 – ARTICLE 4 – Maintenance of Records

1.4.1. Design Professional shall keep all records and supporting documentation which concern or reflect its Services hereunder. The records and documentation shall be retained by the Design Professional for seven (7) years from the completion date of the project associated with the Authorization to Proceed, or such period of time as required by law. The Owner, or any duly authorized agents or representatives of the Owner, shall have the right to inspect and copy all such records and documentation as often as they deem necessary during the period of this Agreement and during the period noted above in which the records are to be retained. Such activity shall be conducted at the reasonable convenience of the Design Professional.

PART 1 – ARTICLE 5 – Contract Process / Procedures

1.5.1. Continuing Contracts

1.5.1.1. The purpose of the project start review is to discuss pending options (if any) for the proposed projects, to establish focus for the design or the design criteria, the project's scheduling needs and the proposed delivery method, seeking the opinion and advice of the Design Professional.

1.5.1.2. With Continuing Contracts, preliminary project information will be provided to the Design Professional along with a bullet point agenda of discussion items for review prior to a project start review meeting or conference call. Pending the proposed project scope, the Design Professional's Consultants may be requested for this discussion.

1.5.1.3. If necessary, an action plan will be formulated as a result of this project start up review. In some cases an Authorization to Proceed with programming or other special analysis services may be issued as precursors to the start of design.

1.5.1.4. When action items have been clearly identified or resolved, the Owner and the Design Professional shall confirm scheduling, any special terms, considerations, the Project construction budget and the Design Professional fee. The design fee to be based upon the Fee Chart and other information as shown in Attachment 6 and then an Authorization to Proceed shall be issued.

1.5.1.5. It is mutually understood and agreed that the nature, amount and frequency of the Continuing Contract Services shall be determined solely by Owner and that the Owner does not represent or guarantee the Design Professional any specific amount of Services will be requested of or required of the Design Professional under this Agreement.

1.5.2. All Contracts (including the Continuing Contract type)

- 1.5.2.1. Services to be provided by the Design Professional shall be in accordance with the Authorization to Proceed, all codes, standards and is permissible. Design Professional shall not provide any Services to the Owner unless they are in receipt of a fully executed Authorization to Proceed. Any Services provided by the Design Professional without a written Authorization to Proceed shall be at the Design Professional's own risk.
- 1.5.2.2. Upon receipt by the Design Professional of the fully executed ATP and a Purchase Order, he agrees to promptly provide the Services required in accordance with the terms of this Agreement.
- 1.5.2.3. The Design Professional shall have no authority to act as the agent of the Owner or to obligate the Owner in any manner whatsoever.
- 1.5.2.4. Each Project, and/or design scope change shall require an Authorization to Proceed.

PART 2 – DESIGN PROFESSIONAL'S COMPENSATION

PART 2 - ARTICLE 1 - Payment

- 2.1.1. Compensation and the manner of payment of such compensation by the Owner for Services rendered shall be as prescribed in each Authorization to Proceed. The Design Professional agrees to furnish to the Owner, by the 15th day of the following month being invoiced for, or as specified in the Authorization to Proceed, a comprehensive and itemized invoice of charges for the Services performed by the Design Professional during that time period, and for any Owner authorized reimbursable expenses incurred and/or paid by the Design Professional during that time period. The monthly invoice shall be in the Owners format. All such statements shall indicate the Purchase Order Number, a copy of the Authorization to Proceed, and Project Site description (School/Project Name). See Attachment 5.
- 2.1.2. The Design Professional's Service compensation fee shall be an agreed percentage, and shall be based upon the awarded contract amount. The percentage shall be based on the scale as shown on Attachment 6 with the amount identified in the Authorization to Proceed. Fees will be adjusted with project scope changes and construction cost increases approved by the Owner. The Owner provided Project construction cost budget includes all components of the Project and is the fixed dollar limit of the Project unless modified by the Owner.
- 2.1.3. Supplemental Services
 - 2.1.3.1. Refer to Attachment 7 for a listing of potential supplemental services.
- 2.1.4. Payment Process and Requirements
 - 2.1.4.1. The Design Professional shall submit invoices in the Owner's required invoice format as shown in Attachment 5.
 - 2.1.4.2. All Submitted invoices shall attach copies of all referenced ATPs.
 - 2.1.4.3. Design Professional shall submit a monthly MWBE Sub-Consultant Utilization Report with the monthly request for payment, on forms provided by the Owner. Refer to Attachment 10 for mailing address for this document.
 - 2.1.4.4. Updated Project Schedule reflecting the Design Professional's scheduled and actual progress with each submitted invoice. (for continuing contracts refer to the ATP documents for scheduling requirements)
 - 2.1.4.5. Payments are due and payable thirty (30) days from receipt of the Design Professional's invoice provided it is accurate and in accord with the requirements of this Agreement.

2.1.4.6. Progress payments to the Design Professional may be withheld if documents required by this agreement have not been provided and accepted by the Owner.

2.1.5. Site Adapt Projects – (New Schools)

2.1.5.1. It is understood that all School Board of Broward County Professional Service Agreements for design and other services include the provision for the Owner's optional re-use of drawings, specifications and other documents, and that the Design Professional agrees to such reuse in accordance with this provision.

2.1.5.2. For each site adapt project reuse the Design Professional shall review the final as-built design of any prior reuse or reuses and shall include all Basic Services rendered under the reuse and incorporate all modifications to the drawings, specifications and other documents resulting from Change-Orders, clarifications provided, Code Inspection corrections made during the prior reuse(s), and modifications normally required to suit the new site. The Owner will provide this information.

2.1.5.3. The Site Adapt Fee shall be 30% less than the fee chart for non-adapted design as shown on Attachment 6.

2.1.5.3.1. This does not include preparation of reverse plans, or code revisions if applicable. Substantially differing site conditions will be negotiated.

2.1.5.3.2. Site Adapt Fees Structure does not apply to Continuing Contracts.

PART 2 - ARTICLE 2 - Reimbursable Expenses

2.2.1 The Owner agrees to reimburse the Design Professional for all necessary and reasonable reimbursable expenses incurred or paid by the Design Professional in connection with the Design Professional's performance of the Services at its direct cost with no markup to the extent such reimbursement is permitted in the Authorization to Proceed. For the purposes hereof, the term "reimbursable expenses" shall be deemed to include the following:

2.2.1.1 All necessary fees paid by the Design Professional to governmental authorities having jurisdiction over any Project specified in an Authorization to Proceed as needed for securing required approval of the Project or any part thereof.

2.2.1.2 Travel expenses incurred or paid by the Design Professional for necessary travel by any principal or employee of the Design Professional outside of Broward County, Florida, in connection with the performance of the Services. Such travel expenses are to be limited to the amounts established by Florida law for travel by employees of Owner (Refer to Florida Statutes chapter 112.061).

2.2.1.3 The direct cost to the Design Professional for copying/reproduction of plans and other documents required in connection with any Project specified in the Authorization to Proceed.

2.2.2 The Design Professional shall obtain the prior written approval of the Owner before incurring any of the aforesaid reimbursable expenses, and absent such prior approval, will be deemed non-reimbursable.

2.2.3 Engineering or Inspection type of Services or exploratory work are not considered as reimbursable type expenses. These types of services are considered as supplemental, additional services.

PART 2 - ARTICLE 3 - Waiver of Claims

2.3.1 Waiver of Claims

2.3.1.1. The Design Professional's acceptance of final payment for Services provided under any Authorization to Proceed shall constitute a full waiver of any and all claims by it against the Owner arising out of the Authorization to Proceed or otherwise related to those Services, except those previously made in writing and identified by the Design Professional as unsettled at the time of the payment. Neither the acceptance of the Design Professional's Services nor payment by the Owner shall be deemed to be a waiver of any of the Owner's rights under this agreement, against the Design Professional.

PART 3 – CONTRACT TIME

PART 3 – ARTICLE 1 – Contract Time

3.1.1. All references to time in this contract refers to calendar days.

3.1.2. Time is of the essence.

3.1.3. Unless otherwise expressly provided for in the Authorization to Proceed: Prior to or within ten (10) days of receiving a written Authorization to Proceed by the Owner to perform the Services, the Design Professional agrees to submit, review and finalize with the Owner, a computer generated schedule outlining the performance of the identified Design Services. The Design Services shall be commenced, performed and completed in accordance with the Authorization to Proceed and the approved Schedule. Time is of the essence with respect to the performance of this Agreement. Refer to Attachment 3 for required schedule format.

3.1.4. Should the Design Professional be obstructed or delayed in the prosecution or completion of its services as a result of unforeseeable causes beyond the control of the Design Professional, then the Design Professional shall notify Owner in writing within five (5) calendar days after commencement of such delay, stating the cause or causes thereof. Failure to provide such notice timely will result in the Design Professional rights to a possible time extension being waived. Unforeseeable causes include, but are not restricted to: Acts of God or of public enemy, fire, floods, epidemics, quarantine regulations, strikes or lock-outs, acts of government or Owner Delays.

3.1.5. Unless otherwise expressly provided for in the Authorization to Proceed, interruptions, interferences, inefficiencies, suspension or delay in the commencement or progress of the Design Professional's Services from any cause whatsoever, shall not relieve the Design Professional of its duty to perform. If the Design Professional is delayed by items listed above, the Design Professional's remedy will be the right to seek an extension of time to its Schedule and to documented delay costs. If through no fault and neglect of the Design Professional, the services to be provided hereunder have been delayed for a total of six months, the Design Professional's compensation shall be reasonably negotiated accordingly, with respect to those services that have not yet been performed.

3.1.6. Should the Design Professional fail to commence, provide, perform or complete any of the Services to be provided hereunder in a timely manner, in addition to any other rights or remedies available to the Owner hereunder, the Owner may withhold any payments due and owing to the Design Professional related to the

delay until such time as the Design Professional provides a satisfactory Recovery Schedule and resumes performance of its obligations hereunder in such a manner so as to establish to the Owner's satisfaction that the Design Professional's performance is or will shortly be back on schedule.

PART 3 - ARTICLE 2 - Contract Duration

3.2.1 For Continuing Contracts Only

3.2.1.1 Notwithstanding anything herein to the contrary, after the initial Contract Term, this Agreement shall be subject to annual renewal by the Owner at its sole discretion. The Owner shall send written notice thereof to the Design Professional at least ten (10) days prior to the annual anniversary date of the Agreement advising in regards to its renewal. If the Owner fails to send said written nonrenewal notice as herein provided, Owner shall be deemed to have elected to renew this Agreement. In the event the Owner sends a written nonrenewal notice, the Owner shall designate therein as to how any Services under any still outstanding Authorization to Proceed are to be handled, which directions may provide for either the termination or continued performance of any such Services. If the Owner directs the Design Professional to continue to perform any such Services, the Design Professional shall continue performance of such Services in accordance with the Owner's directions and this Agreement and the applicable Authorizations to Proceed.

3.2.2 For all other Contract Types

3.2.2.1 The Term of this Agreement shall start upon its execution by the parties hereto and shall extend through completion of the one year warranty period, except as may be otherwise agreed to in writing.

3.2.3 Time Extensions: A reasonable extension of time for completion of various Phases may be granted by the Owner should there be a delay on the part of the Owner in fulfilling its obligations under this Agreement.

PART 4 – OWNER'S RESPONSIBILITIES

PART 4 – ARTICLE – 1 - Miscellaneous

4.1.1 For each Authorization to Proceed, the Owner shall designate in writing the Project Manager to act as the Owner's representative with respect to the Services to be rendered under the Authorization to Proceed.

4.1.1.1. The Project Manager shall have authority to transmit instructions, receive information, interpret and define the Owner's decisions with respect to the Design Professional's Services under the Authorization to Proceed.

4.1.1.2. The Project Manager is not authorized to issue any verbal or written orders or instructions to the Design Professional that would have the effect, or be interpreted to have the effect, of modifying or changing in any way whatsoever the:

4.1.1.2.1. The Scope of Services to be provided and performed by the Design Professional as set forth in the Authorization to Proceed.

4.1.1.2.2. The time the Design Professional is obligated to complete all such Services as set forth in the Authorization to Proceed or in the Project Development Schedule submitted and approved pursuant to this Agreement.

4.1.1.2.3. The amount of compensation the Owner is obligated or committed to pay the Design Professional as set forth in the Authorization to Proceed.

4.1.1.2.4. Any additional services or change in Project scope or time shall be issued in an Authorization to Proceed prior to the starting of a new service activity.

- 4.1.2. The Owner shall consult with the Design Professional and provide the Owner's contemplated design objectives, general scope of work and budget constraints and criteria, including educational specification, facilities lists, any special or specific space requirements and relationships, flexibility and expandability requirements, special equipment and site requirements that are reasonably necessary for the Design Professional to perform its services.
- 4.1.3. As applicable and when required, the Owner shall furnish a legal description and a certified land survey of the Site. The Owner shall supply the certified land survey in hardcopy and electronic media formats. The certified land survey shall provide boundary dimensions, locations of any existing structures and trees, the grade and line of street, pavement and adjoining properties, the rights, restrictions, easements, boundaries, topographic data and information relative to sewer, water, gas and electrical services.
- 4.1.4. As applicable and when required, the Owner shall furnish third party test reports such as those from soils engineers or other consultants. These may include: test borings, test pits, soil bearing values, percolation tests, air and water pollution tests, ground corrosion and resistivity tests, including necessary operations for determining subsoil, air and water conditions, tests for hazardous materials, chemical, mechanical, structural or other tests with reports and appropriate professional recommendations. This Owner provided technical information may be relied upon by the Design Professional. Any issues or concerns with the provided information shall be brought to the Owners attention in writing prior to the use of the provided information.
- 4.1.5. The Owner shall furnish a Construction Budget which is the portion of the Project Budget allocated for the entire cost of the project (including design fees, construction, FF&E, owner contingencies, etc.).
- 4.1.6. The Owner, for existing facilities and where available, shall provide as-built and other documents from the time of the original construction of the Facility. These documents however are not warranted to represent the current existing conditions. The Design Professional shall perform non-destructive field investigations as necessary to obtain sufficient information to perform services. If necessary destructive testing can be performed with the Owner's prior approval. Demolition and repairs associated with destructive testing shall be compensated as a supplemental service. The Owner does encourage the use of destructive test techniques to retrieve accurate information that can be utilized by the Design Professional to clearly indicate the existing conditions and incorporated the information into the Contract Documents.
- 4.1.7. The Owner shall electronically furnish the Bidding Requirements, Contracting Requirements, and Division 1 Specification Sections that will be integrated into the Bid Package prepared by the Design Professional at the appropriate stage.
- 4.1.8. The Owner shall arrange and pay for the required advertisements for bids.
- 4.1.9. The Design Professional, when directed by the Owner, will issue electronic documents to the selected printing companies from whom the bidders will purchase the Bid documents. The Design Professional will develop, review with the Owner and then produce and issue to the Owner for distribution any addenda as required.

4.1.10. The Owner shall arrange for access to and make all provisions for the Design Professional to enter the site set forth in the Authorization to Proceed to perform the Services to be provided by the Design Professional under this Agreement. The Design Professional acknowledges that such access may be provided during times that are not the normal business hours of the Design Professional.

4.1.11. Wherever the terms of this Agreement refer to an action, consent, or approval to be provided by the Owner or some notice, report or document is to be provided to the Owner, such reference to "Owner" shall mean Owner's designee, unless otherwise stated.

PART 5 – TERMS AND CONDITIONS

PART 5 – ARTICLE 1 – Miscellaneous

5.1.1. Unless the content of the Agreement otherwise clearly states, references to the plural include the singular, the term "including" is not limiting and the terms "hereof," "herein," "hereunder" and similar terms in this Agreement refer to this Agreement as a whole and not to any particular provision of this Agreement.

5.1.2 The use of gender in this agreement is inter-changeable for both male and female in all instances.

PART 5 – ARTICLE 2 – Liability

5.2.1 This section shall survive the termination of all performance or obligations under this Agreement and shall be fully binding until such time as any proceeding brought on account of this Agreement is barred by any applicable statute of limitations.

- A. By SBBC: SBBC agrees to be fully responsible up to the limits of Section 768.28, Florida Statutes, for its acts of negligence or its employees' acts of negligence when acting within the scope of their employment and agrees to be liable for any damages resulting from said negligence.

- B. By Design Professional: Design Professional agrees to indemnify and hold harmless and defend SBBC, its servants and employees from any and all claims, judgments, costs, and expenses including, but not limited to, reasonable attorney's fees, reasonable investigative and discovery costs, court costs and all other sums which SBBC, its servants and employees may pay or become obligated to pay on account of any claim or action founded thereon, arising or to have arisen out of the products, or services furnished by Design Professional, its consultants, or employees; the Design Professional, its consultants or employees while on premises owned or controlled by SBBC; or the negligence of Design Professional or the negligence of Design Professional's agents when acting within the scope of their employment, whether such claims, judgments, costs and expenses be for damages, damage to property including SBBC's property, and injury or death of any person whether employed by Design Professional, SBBC or otherwise.

PART 5 – ARTICLE 3 – Insurance

5.3.1. During the term of this Agreement the Design Professional shall provide, pay for, and maintain, with companies satisfactory to the Owner, the types of insurance described herein.

5.3.2. The Authorization to Proceed shall not be issued until the Insurance Certificates have been submitted and reviewed and accepted by the Owner.

- 5.3.3. All insurance shall be with companies duly authorized to do business in the State of Florida.
- 5.3.4. Certificates and policies shall contain provisions that thirty (30) days written notice by registered or certified mail shall be given to the Owner of any cancellation, intent not to renew.
- 5.3.5. The Design Professional shall also notify the Owner, in a like manner and within twenty-four (24) hours after receipt, of any notices of expiration, cancellation, non-renewal or material change in coverage or limits received by the Design Professional from its insurer, and nothing contained herein shall relieve the Design Professional of this requirement to provide notice.
- 5.3.6. All insurance policies shall be issued by companies authorized to do business under the laws of the State of Florida. All insurance companies providing policies required under this Agreement shall have an "A"-rating and a financial rating of no less than VI in the current A.M. Best Manual OR hold a Moody's Investors Service Financial Strength of "Aa3" or better (See additional requirements in Section 8.1.5 of this Article).
- 5.3.7. All insurance policies required under this Agreement (except Professional Liability Insurance) shall be endorsed to be primary of all other valid and collectable coverages maintained by the Owner. The Owner shall be named as an additional insured under the General Liability policy.
- 5.3.8 All insurance policies required by this Agreement shall include the following provisions and conditions by their endorsement to the policies.
- 5.3.8.1 The term "The School Board of Broward County, Florida" shall include the Broward County School Board, a body corporate, the Broward County Public School System and all Authorities, Boards, Bureaus, Commissions, Divisions, Departments and offices thereof and individual members and employees thereof in their official capacity, and/or while acting on behalf of the Broward County School Board.
- 5.3.8.2 All insurance policies, other than the Professional Liability policy and the Workers Compensation policy, provided by the Design Professional to meet the requirements of this Agreement shall name The School Board of Broward County, Florida, as that name is defined in subparagraph 11.4.1, above, as an additional insured as to the operations of Design Professional under the Contract Documents and shall contain a severability of interests provisions.
- 5.3.9 The Certificates of Insurance, which are to be provided pursuant to paragraph above, must identify the specific project name, as well as the site location and address.
- 5.3.10 All insurance policies (except Professional Liability Insurance) to be provided by the Design Professional pursuant to the terms hereof must expressly state that the insurance company will accept service of process in Broward County, Florida and that the exclusive venue for any action concerning any matter under those policies shall be in the appropriate state court situated in Broward County, Florida
- 5.3.11 Design Professional, its Consultants and the Owner shall waive all rights against each other for damages covered by insurance to the extent insurance proceeds are paid and received by the Owner, except such rights as they may have to the proceeds of such insurance held by any of them.
- 5.3.12 The amounts and types of insurance shall conform to the minimum requirements listed below with the use of Insurance Services Office (ISO) forms and endorsements or broader where applicable. If Design Professional has any self-insured retentions or deductibles under any of the below listed minimum required coverages, Design Professional must identify on the Certificate of Insurance the nature and amount of such self-insured

retentions or deductibles and provide satisfactory evidence of financial responsibility for such obligations. All self-insured retentions or deductibles will be Design Professional's sole responsibility.

5.3.12.1 Worker's Compensation and Employers Liability Insurance

5.3.12.1.1 Shall be maintained by Design Professional during the term of this Agreement for all employees engaged in the work under this Agreement in accordance with the laws of the State of Florida. The amount of such insurance shall not be less than:

Workers' Compensation: Florida Statutory Requirements

Employers Liability:	\$500,000.00	Limit Each Accident
	\$500,000.00	Limit Disease Aggregate
	\$500,000.00	Limit Disease Each Employee

5.3.12.1.2 The insurance company shall waive its Rights of Subrogation against Owner.

5.3.12.2 Commercial General Liability Insurance

5.3.12.2.1 Shall be written on an "occurrence" basis, and shall be maintained by Design Professional. Coverage, as provided by 1986 (or later) ISO commercial general liability form, shall include, but not be limited to, Bodily Injury, Contractual for this Agreement, Independent Contractors, Broad Form Property Damage, Personal Injury and Fire Legal Liability Coverage's. If Design Professional provides any construction work, it must also include Products & Completed Operations, with the Completed Operations Coverage maintained for this Project for not less than five (5) years following completion and acceptance by Owner. Limits of coverage shall not be less than the following for Bodily Injury, including Death, Property Damage and Personal Injury Combined Single Limits:

General Aggregate	\$ 2,000,000.00
Products – Completed Operations Aggregate	\$ 2,000,000.00
Personal and Advertising Injury	\$ 1,000,000.00
Each Occurrence	\$ 1,000,000.00
Fire Damage (Any One Fire)	\$50,000.00
Medical Expenses per Person	\$5,000.00
Site Contract Specific Project Aggregate Limits	\$ same as above

5.3.12.2.2 The aggregate limits shall be separately applicable to this Project through the use of an endorsement approved by Owner. Applicable deductibles or self-insured retention, not to exceed \$50,000.00, shall be the sole responsibility of Design Professional.

5.3.12.3 Automobile Liability Insurance

5.3.12.3.1 Shall be maintained by Design Professional as to Ownership, maintenance, and use, including loading and unloading, of all owned, non-owned, leased or hired vehicles with limits of not less than:

Bodily Injury, including	\$1,000,000.00	Combined Single
Death & Property Damage		Limit Each Accident
Liability		

5.3.12.4 Umbrella Liability Insurance or Excess Liability Insurance

5.3.12.4.1 Shall not be less than \$1,000,000.00 each occurrence and aggregate. Coverage shall be excess of the Employers Liability, Commercial General Liability and Automobile Liability coverages required herein and shall include all coverages on a "following form" basis. Coverage shall drop down as primary on the exhaustion of any aggregate limit. The aggregate limits shall

apply separately to this Project, and the specific project aggregate limits shall be evidenced by the use of an endorsement approved by Owner.

5.3.12.5 Professional Liability Insurance

5.3.12.5.1 Shall be maintained by the Design Professional insuring its legal liability arising out of the negligent performance of professional services under this Agreement. Such insurance shall have the following limits:

5.3.12.5.1.1 Projects require a practice policy with a per claim/annual aggregate in accordance with the specifications delineated below relative to the cumulative construction value of all projects:

- A. One Million (\$1,000,000) Dollars on a per claim/One Million (\$1,000,000) Dollars annual aggregate basis for Project Consultants whose cumulative construction value for all Board contracts is less than Five Million (\$5,000,000) Dollars.
- B. One Million (\$1,000,000) Dollars on a per claim/Three Million (\$3,000,000) Dollars annual aggregate basis for Project Consultants whose cumulative construction value for all Board contracts is between Five Million One (\$5,000,001) Dollars to Ten Million (\$10,000,000) Dollars.
- C. One Million (\$1,000,000) Dollars on a per claim/Five Million (\$5,000,000) Dollars annual aggregate basis for Project Consultants whose cumulative construction value for all Board contracts is greater than Ten Million One (\$10,000,001) Dollars.

5.3.12.5.2 The Design Professional waives its right of recovery against the Owner as to any claims under this insurance. Any deductible or self-insured retention applicable to any claim shall be the sole responsibility of the Design Professional and shall not be greater than \$50,000.00 each claim. The Design Professional must continue this coverage for a period of not less than five (5) years after the completion of its services to the Owner. The policy retroactive date will always be prior to the date services were first performed by the Design Professional for the Owner, and the date will not be moved forward during the term of this Agreement and for 5 years thereafter. The Design Professional shall promptly submit Certificates of Insurance providing for an unqualified written notice to the Owner of any cancellation of coverage or reduction in limits, other than the application of the aggregate limits provision. In addition, as provided in paragraph 9.1 of this Agreement, the Design Professional shall also notify the Owner by certified mail, within twenty-four (24) hours after receipt, of any notices of expiration, cancellation, non-renewal or material change in coverages or limits received by the Design Professional from its insurer. In the event of more than a twenty percent (20%) reduction in the aggregate limit of any policy, the Design Professional shall immediately take steps to have the aggregate limit reinstated to the full extent permitted under such policy. The Design Professional shall promptly submit a certified, true copy of the policy and any endorsements issued or to be issued on the policy if requested by Owner.

5.3.12.6 Valuable Papers

5.3.12.6.1 The Design Professional shall purchase valuable papers and records coverage for plans, specifications, drawings, reports, maps, books, blueprints, and other printed documents in an amount sufficient to cover the cost of recreating or reconstructing valuable papers or records utilized during the term of this Agreement.

- 5.3.13 The Design Professional agrees to provide the following information when requested by the Owner:
 - 5.3.13.1 Current policy limits.
 - 5.3.13.2 Current deductibles/self-insured retention.

PART 5 – ARTICLE 4 – Applicable Law

- 5.4.1. Unless otherwise specified, this Agreement shall be governed by the laws, rules, and regulations of the State of Florida, and by the laws, rules, and regulations of the United States when providing Services funded by the United States government.
- 5.4.2. Any litigation between the parties hereto, whether arising out of any claim or arising out of this Agreement or any breach thereof, shall be brought forward, in the appropriate State courts of the State of Florida's Judicial Circuit in and for Broward County, Florida.

PART 5 – ARTICLE 5 – Equal Employment Opportunity/Nondiscrimination/MWBE/LDB

- 5.5.1 The parties agree that no person shall be subjected to discrimination because of age, race, color, disability, gender identity, gender expression marital status, national origin, religion, sex or sexual orientation in the performance of the parties' respective duties, responsibilities and obligations under this Agreement.
- 5.5.2 The Design Professional shall comply with the Owner's current M/WBE policies and procedures. The Design Professional's M/WBE goal for this Contract is 25 percent. The Design Professional shall submit the form attached as Attachment 10, a monthly report to the Supplier Diversity and Outreach Program concerning the status of all payments owed and paid by the Design Professional to its various M/WBE consultants.

PART 5 – ARTICLE 6 – Dispute Resolution

- 5.6.1. Prior to the initiation of any action or proceeding permitted by this Agreement to resolve disputes between the parties, the parties shall make a good faith effort to resolve any such disputes by negotiation. The negotiation shall be attended by representatives of the Design Professional with full decision-making authority and by the Owner's staff person who would make the presentation of any settlement reached during negotiations to the Owner's board for approval. Failing resolution, and prior to the commencement of depositions in any litigation between the parties arising out of this Agreement, the parties shall attempt to resolve the dispute through Mediation before an agreed-upon Circuit Court Mediator certified by the State of Florida. The mediation shall be attended by representatives of the Design Professional with full decision-making authority and by the Owner's staff person with full decision-making authority to reach a settlement. Should either party fail to submit to mediation as required hereunder, the other party may obtain a court order requiring mediation under Florida Statutes section 44.102.

PART 5 – ARTICLE 7 – Securing Agreement/Public Entity Crimes

- 5.7.1. The Design Professional warrants that the Design Professional has not employed or retained any company or person, other than a bona fide employee working solely for the Design Professional, to solicit or secure this Agreement and that the Design Professional has not paid or agreed to pay any person, company, corporation, individual or firm, other than a bona fide employee working solely for the Design Professional, any fee, commission, percentage, gift or any other consideration contingent upon or resulting from the award or making of this Agreement.

5.7.2. By its execution of this Agreement, the Design Professional acknowledges that it has been informed by the Owner of the terms of Section 287.133(2)(a) of the Florida Statutes which read as follows:

"A person or affiliate who has been placed on the convicted vendor list following a conviction for a public entity crime may not submit a bid, proposal, or reply on a contract to provide any goods or services to a public entity; may not submit a bid, proposal, or reply on a contract with the public entity for the construction or repair of a public building or public work, may not submit bids, proposals, or replies on leases of real property to a public entity, may not be awarded or perform work as a contractor, supplier, subcontractor, or consultant under a contract with any public entity; and may not transact business with any public entity in excess of the threshold amount provided in s. 287.017 for CATEGORY TWO for a period of 36 months following the date of being placed on the convicted vendor list."

PART 5 – ARTICLE 8 – Ownership and License of Documents and Intellectual Property

5.8.1. All records, documents, drawings, notes, tracings, plans, computer aided design (CAD) files, specifications, maps, models, presentations, evaluations, reports and other technical data, and schematics prepared or developed by the Design Professional, or otherwise provided to the Owner, pursuant to this Agreement shall be Project Specific Documents. To the extent they have any such rights, the Design Professional and its consultants shall retain all common law, statutory and other reserved rights, including copyrights, in the Project Documents.

5.8.2. The Design Professional shall obtain from each of the Design Professional's Consultants (jointly the Design Professional's Consultants) either an assignment from the Consultant to the Owner of all common law, statutory and other reserved rights, including copyrights and performance rights, in and to all Project Documents in which the Consultant has or may have such rights, or an unlimited, worldwide, perpetual, irrevocable, fully-paid-up license from the Design Professional's Consultants to the Owner, granting the Owner the right to reproduce, create derivatives of, distribute, and use all Project Documents in which the Design Professional's Consultant has or may have any rights.

5.8.3. The Design Professional and his Consultants shall grant, and hereby does grant, the Owner an unlimited, non-exclusive, license to reproduce, create derivatives of, distribute, perform, publish and otherwise use all Project Documents in which the Design Professional has or may have any rights.

5.8.3.1. As reasonably necessary for archival, safety, and disaster recovery purposes.

5.8.3.2. For submission or distribution, as the Owner reasonably determines is prudent or proper, to meet official regulatory requirements, or for similar purposes, in connection with this Project.

5.8.3.3. For constructing, completing, reconstructing, repairing, renovating, altering, adding to, maintaining, occupying, and otherwise using the Project.

5.8.3.4. For the planning, design, construction, reconstruction, repair, renovation, alteration, use, occupancy, and maintenance of other structures and projects all at the Owners own risk.

5.8.3.5. Design, commission, and create architectural works that are derivatives of or substantially similar to this Project or any architectural work portrayed in any version of any Project Document.

5.8.3.6. To use, reproduce, make derivatives of, publish, perform, distribute copies of, and otherwise use any architectural or other works created, authored, or provided by Design Professional or Design Professional's Consultants pursuant to this Agreement, for marketing, promotional, advertising, ordinary business, and educational purposes, in any medium.

5.8.3.7. The Design Professional hereby consents to any use of any and all Project Documents by any replacement Design Professionals, retained by the Owner; however, the Design Professional shall not be liable for any portion of the reuse project and the Owner agrees the reuse is at Owner's risk and to indemnify and hold Design Professional harmless from any liability in regards to the reuse Project.

PART 5 - ARTICLE 9 - Project Termination or Suspension

5.9.1 Continuing Contracts

5.9.1.1 If this Agreement is a "Continuing Contract" it is agreed that either party hereto shall at any and all times have the right and option to terminate this Agreement by giving to the other party not less than sixty (60) days prior written notice of such termination. Upon this Agreement being so terminated by either party hereto, neither party hereto shall have any further rights or obligations under this Agreement subsequent to the date of termination, except that Services specified to be performed under previously issued Authorizations to Proceed, shall proceed to completion under the terms of this Agreement.

5.9.2 All Contract types and Continuing Contracts

5.9.2.1 The Design Professional shall be considered in material default of this Agreement and such default will be considered cause for the Owner to terminate this Agreement and any Authorization to Proceed in effect, in whole or in part, as further set forth herein, for any of the following reasons:

- 5.9.2.1.1 Failure to begin work under the Agreement within the times specified under the Authorization to Proceed.
- 5.9.2.1.2 Failure to timely perform the Services to be provided hereunder or as directed by the Owner.
- 5.9.2.1.3 The bankruptcy or insolvency or a general assignment for the benefit of creditors by the Design Professional or by any of the Design Professional's principals, partners, officers or directors.
- 5.9.2.1.4 Failure to obey State education laws; ordinances; regulations; relative to the Contract.
- 5.9.2.1.5 Otherwise materially breaches this Agreement.

5.9.2.2 The Owner may so terminate this Agreement, in whole or in part, with or without cause, by giving the Design Professional five (5) calendar day's written notice.

5.9.2.3 If, after notice of termination of this Agreement for cause, it is determined for any reason that the Design Professional was not in default, or that its default was excusable, or that the Owner otherwise was not entitled to the remedy against the Design Professional provided for, then the notice of termination given shall be deemed to be the notice of termination without cause and the Design Professional's remedies against the Owner shall be limited to that portion of the Design Professional's compensation earned through the date of termination, for any Authorization to Proceed so cancelled, together with and any costs reasonably incurred by the Design Professional that are directly attributable to the termination, but the Design Professional shall not be entitled to any other or further recovery against the Owner, including, but not limited to, anticipated fees or profit on Services not required to be performed.

- 5.9.2.4 Upon termination, the Design Professional shall deliver to the Owner all papers, records, documents, Auto CAD files, drawings, calculations, models, and other materials in the Design Professional's possession or control arising out of or relating to this Agreement. Note that this is billable time.
- 5.9.2.5 The Owner shall have the authority to suspend all or any portions of the Services to be provided by the Design Professional hereunder upon giving the Design Professional five (5) calendar days prior written notice of such suspension. If all or any portion of the Services to be rendered hereunder are so suspended and then resumed, the Design Professional shall be granted an extension of time to resume the project and to perform the work and increased costs associated with the project restart will be required to be agreed upon.

PART 5 - ARTICLE 10 - Conditions

- 5.10.1 **Compliance with Laws:** Each party shall comply with all applicable federal and state laws, codes, rules and regulations in performing its duties, responsibilities and obligations pursuant to this Agreement.
- 5.10.2 **Governing Law and Venue:** This Agreement shall be interpreted and construed in accordance with and governed by the laws of the State of Florida. Any controversies or legal problems arising out of this Agreement and any action involving the enforcement or interpretation of any rights hereunder shall be submitted to the jurisdiction of the State courts of the Seventeenth Judicial Circuit of Broward County, Florida.
- 5.10.3 **Entirety of Agreement:** This document incorporates and includes all prior negotiations, correspondence, conversations, agreements and understandings applicable to the matters contained herein and the parties agree that there are no commitments, agreements or understandings concerning the subject matter of this Agreement that are not contained in this document. Accordingly, the parties agree that no deviation from the terms hereof shall be predicated upon any prior representations or agreements, whether oral or written.
- 5.10.4 **Binding Effect:** This Agreement shall be binding upon and inure to the benefit of the parties hereto and their respective successors and assigns.
- 5.10.5 **Assignment:** Neither this Agreement or any interest herein may be assigned, transferred or encumbered by any party without the prior written consent of the other party. There shall be no partial assignments of this Agreement including, without limitation, the partial assignment of any right to receive payments from SBBC.
- 5.10.6 **Incorporation by Reference:** Attachments and Exhibits attached hereto and referenced herein shall be deemed to be incorporated into this Agreement.
- 5.10.7 **Severability:** In the event that any one or more of the sections, paragraphs, sentences, clauses or provisions contained in this Agreement is held by a court of competent jurisdiction to be invalid, illegal, unlawful, unenforceable or void in any respect, such shall not affect the remaining portions of this Agreement and the same shall remain in full force and effect as if such invalid, illegal, unlawful, unenforceable or void sections, paragraphs, sentences, clauses or provisions had never been included herein.

- 5.10.8 Preparation of Agreement: The parties acknowledge that they have sought and obtained whatever competent advice and counsel as was necessary for them to form a full and complete understanding of all rights and obligations herein and that the preparation of this Agreement has been their joint effort. The language agreed to herein express their mutual intent and the resulting document shall not, solely as a matter of judicial construction, be construed more severely against one of the parties than the other.
- 5.10.9 Amendments: No modification, amendment, or alteration in the terms or conditions contained herein shall be effective unless contained in a written document prepared with the same or similar formality as this Agreement and executed by each party hereto.
- 5.10.10 Waiver: The parties agree that each requirement, duty and obligation set forth herein is substantial and important to the formation of this Agreement and, therefore, is a material term hereof. Any party's failure to enforce any provision of this Agreement shall not be deemed a waiver of such provision or modification of this Agreement unless the waiver is in writing and signed by the party waiving such provision. A written waiver shall only be effective as to the specific instance for which it is obtained and shall not be deemed a continuing or future waiver.
- 5.10.11 Force Majeure: Neither party shall be obligated to perform any duty, requirement or obligation under this Agreement if such performance is prevented by fire, hurricane, earthquake, explosion, wars, sabotage, accident, flood, acts of God, strikes, or other labor disputes, riot or civil commotions, or by reason of any other matter or condition beyond the control of either party, and which cannot be overcome by reasonable diligence and without unusual expense ("Force Majeure"). In no event shall a lack of funds on the part of either party be deemed Force Majeure.
- 5.10.12 Survival: All representations and warranties made herein, indemnification obligations, obligations to reimburse SBBC, obligations to maintain and allow inspection and audit of records and property, obligations to maintain the confidentiality of records, reporting requirements, and obligations to return public funds shall survive the termination of this Agreement.
- 5.10.13 Contract Administration: SBBC has delegated authority to the Superintendent of Schools or his/her designee to take any actions necessary to implement and administer this Agreement. The Office of Facilities and Construction's assigned Project Manager is the Owner's Representative.
- 5.10.14 Conflict of Interest: The Design Professional represents that it presently has no interest and shall acquire no interest, either direct or indirect, which would conflict in any manner with the performance of Services required hereunder. The Design Professional endeavors to ensure that no persons having any conflicting interest shall be employed to perform any Services.

PART 5 - ARTICLE 11 - Notice Provisions

5.10.1 When any of the parties desire to give notice to the other, such notice must be in writing, sent by U.S. Mail, postage prepaid, addressed to the party for whom it is intended at the place last specified; the place for giving notice shall remain such until it is changed by written notice in compliance with the provisions of this paragraph. For the present, the Parties designate the following as the respective places for giving notice:

- To SBBC: Superintendent of Schools
The School Board of Broward County, Florida
600 Southeast Third Avenue
Fort Lauderdale, Florida 33301

- With a Copy to: Office of the Chief Facilities Officer
600 SE 3 Avenue
Fort Lauderdale, FL 33312
Attn: Leo Bobadilla
Chief Facilities Officer

- With a Copy to: Office of Facilities and Construction
3775 SW 16th St
Fort Lauderdale, FL 33312
Attn: Shelley N. Meloni
Director, Pre-Construction Office of Facilities and Construction


- To Jorge A. Gutierrez Architect LLC: Jorge A Gutierrez, Principal
20801 Biscayne Boulevard, 4th Floor Aventura, FL 33180

- With a Copy to: Heery International, Owners Representative
3897 NW 10th Ave., Oakland Park, FL 33309
Attn: Robert Corbin, Program Director/Vice President

END OF TERMS / CONDITION / REQUIREMENT

IN WITNESS WHEREOF, the Parties hereto have made and executed this Agreement on the date first above written. Each person signing this Agreement on behalf of either party individually warrants that he or she has full legal power to execute this Agreement on behalf of the party for whom he or she is signing, and to bind and obligate such party with respect to all.

(Corporate Seal)



THE SCHOOL BOARD OF BROWARD
COUNTY, FLORIDA

By *Dr. Rosalind Osgood*

Dr. Rosalind Osgood, Chair

for the chair

ATTEST:

Robert W. Runcie

Robert W. Runcie, Superintendent of Schools

Approved as to Form and Legal Content:

M. Amy
Office of the General Counsel

Jorge A. Gutierrez Architect LLC

ATTEST:

Sabine Krause
Sabine Krause, Secretary

By *Jorge A. Gutierrez*
Jorge A Gutierrez, Principal

-or-

Witness

Witness

The Following Notarization is Required for Every Agreement Without Regard to
Whether the Party Chose to Use a Secretary's Attestation or Two (2) Witnesses.

STATE OF Florida

COUNTY OF Miami Dade

The foregoing instrument was acknowledged before me this 6th day of

June, 2016 by Jorge Gutierrez of

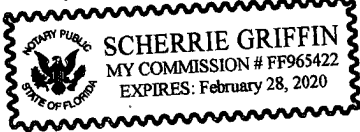
Name of Person

Jorge A. Gutierrez Architect, LLC on behalf of the corporation/agency.

Name of Corporation or Agency

He/She is personally known to me or produced Driver License as identification and
did/did not first take an oath. Type of Identification

My Commission Expires:



Scherrie Griffin

Signature – Notary Public

Scherrie Griffin

Printed Name of Notary

(SEAL)

FF965442

Notary's Commission No.

Identified Codes Regulations and Standards

General Notes:

1. The listing below, may or may not contain all of the potential Project Design Criteria for a Project.
2. The Design Professional shall identify any and all codes, regulations and guidelines required for the Project.
3. The Design Professional shall resolve any conflicts encountered between any of the codes, regulations and guidelines.
4. The Design Profession shall advise the Owner in writing immediately upon the discovery of a conflict.
5. Projects shall be designed to the requirements of the following List of Design Criteria unless notified by the owner otherwise.

List of Design Criteria:

1. SBBC Design and Material Standards
2. SBBC Design Criteria
3. Florida Building Code (FBC) (latest edition)
4. Florida Fire Prevention Code (latest edition)
5. National Electrical Code (NEC)
6. Florida Department of Education, Office of Educational Facilities-State Requirements for Educational Facilities (SREF) as referenced in
7. Bureau of Elevators of the Department of Business Regulation according to Chapter 399 of the Florida Statutes.
8. Site design shall comply with "Crime Prevention through Environmental Design principles. (CPTED)
9. City Zoning requirements

10. Building setbacks requirements shall be set by the most stringent of:
 - Florida Building Code -Section 423,
 - SREF
 - local authorities having jurisdiction.

11. Site and building drainage shall be in compliance with:
 - FBC,
 - BCDPEP,
 - SFWM, and all other applicable regulations.
 - DERM

11. Americans with Disabilities Act and Accessibility Guidelines (ADAAG).

12. Florida Department of Community Affairs-Florida Accessibility Code for Building Construction (FACBC).

13. ANSI Standard S12.60-2002, Acoustical Performance Criteria, Design Requirements and Guidelines for Schools.

14. Comply with Florida Standard for Radon-Resistant New Commercial Building Construction. (Department of Health Bureau of Environmental Toxicology Radon and Indoor Air)

15. EPA Handbook for Sub-Slab Depressurization for Low Permeability Fill Material. (Department of Health Bureau of Environmental Toxicology Radon and Indoor Air)

16. Underwriters Laboratories UL-790 and ASTM E-108 requirements for Class A fire rating for roof coverings.

17. The glazing Maximum Solar Heat Gain Coefficient (SHGC) is based upon the minimum and optimized levels of energy performance for the entire building project subject to the mandatory and prescriptive requirements of ASHRAE/IESNA Standard 90.1-2007.

18. maneuvering clearances at doors to comply with:
 - FBC
 - SREF requirements

19. LEED for Schools v3.0 rating system, and all referenced codes as stated therein.

20. Wind loading design pressures
 - FBC for High Velocity Hurricane Zones (HVHZ) (ASCE 7)

- FBC Section 423 for EHPA enclosures
- Miami Dade NOA

21. Comply with all the various agencies with jurisdiction on the site.
22. Florida Department of Transportation (FDOT). Where applicable
23. Utility Company Regulations
24. Other

The School Board of Broward County

Professional Services Agreement

PSA ATTACHMENT 2

BASIC DESIGN PHASING REQUIREMENTS

TABLE OF CONTENTS

1.0 Project Start..... 3

2.0 Pre-Design..... 3

3.0 Pre-Design Review Meeting..... 4

4.0 Conceptual Design..... 5

5.0 Concept Design Review Meeting..... 6

6.0 Schematic Design..... 6

7.0 Design Development..... 10

8.0 Design Development Package - Submittal Requirements..... 16

9.0 Construction Documents Development – 90% complete..... 17

10.0 Jurisdictional Plan Approvals..... 18

11.0 Construction Documents Submittal – 100%..... 19

12.0 Bidding and Award of Contract..... 21

13.0 Administration of the Construction Contract..... 22

14.0 Design Change Management..... 26

15.0 Cost Management Responsibilities..... 27

16.0 Substantial Completion..... 27

17.0 Warranty Administration..... 28

1.0 Project Start

- 1.1 The Design Professional is awarded a Project or is notified of a Project being assigned to him or her.
- 1.2 Project Start up deliverables from the Owner are received for the Design Professionals review. Note that all owner deliverables may not be available at this time.
- 1.3 A Project Design kickoff meeting will be requested to review the particulars of the proposed Project. An abbreviated site visit by the Design Professional with the Program's Project Manager and/or Design Manager may be requested prior to the kick off meeting.
- 1.4 Based on the specific Project Scope, portions of the following design stages and design activities may not be required as part of the Design Professionals scope of work for the particular Project.
- 1.5 These scope determinations will be discussed at the kickoff meeting and an action plan will be developed and issued. Note that the deliverables package from the Owner may indicate some preliminary scope determinations, which will also be discussed for the Design Professional's input.

2.0 Pre-Design

- 2.1 Prior to commencing work The Design Professional must have received a fully executed Authorization to Proceed.
- 2.2 Visit and inspect the site to verify if existing conditions conform to those portrayed on information as may have been provided by the Owner.
- 2.3 Take photographs and make written documentation, sketches, notes or reports to confirm and record the general condition and age of the existing equipment and site with particular attention to the following building/site elements as appropriate to the defined Project's scope of work.
 - 2.3.1 All applicable above ceiling areas.
 - 2.3.2 Power supplies, switch gear, breaker panels, electrical room, electrical vault, transformers and mechanical room.
 - 2.3.3 Major components of existing HVAC systems including chillers, cooling towers, air handling units, and primary ductwork runs.
 - 2.3.4 Roofing, waterproofing and building envelope systems.
 - 2.3.5 Site drainage systems and water retention characteristics.
 - 2.3.6 Determine average condition of fixed equipment.
 - 2.3.7 Life safety, fire alarms, public address, generators and emergency lighting.
 - 2.3.8 ADA requirements.
- 2.4 Site investigations and inspections and access to concealed areas should be non-destructive except where destructive investigations, tests or means of access are authorized in advance

by the Owner.

- 2.5 Room and space size and relationship requirements are to be extracted and organized based on the SFER requirements.
- 2.6 Subsidiary spaces and sizes are to be extracted and organized based on the SFER requirements.
- 2.7 A preliminary OEF Space Chart Form shall be generated at this time.
- 2.8 Investigate and response/react to any defined required design concept or theme presented in the ATP shall be provided. Response can be in any format. Photos, sketches, narrative.
- 2.9 Based on an analysis of the gathered and provided information, the Design Professional shall provide a project Risk Analysis Report. This report shall identify problem issues with the current project scope, schedule or cost. This report shall also identify any potential, or impacting design related issues.
- 2.10 The Design Professional shall preform a building code analysis.

3.0 Pre-Design Review Meeting

- 3.1 The purpose of this review shall to be to review all known aspects of the proposed project to date and to make determinisms for the next stage. The review shall include the following:
 - 3.1.1 Impact of existing conditions
 - 3.1.2 Spatial and functional relationships
 - 3.1.3 Site relationships
 - 3.1.4 Room listings, sizes and functions
 - 3.1.5 Risk Analysis factors
 - 3.1.6 Building Code Analysis
 - 3.1.6.1 Occupancy classifications
 - 3.1.6.2 Possible and Proposed construction types
- 3.2 The Design Professional shall present the alternative approaches to the use, and improvements; selections of materials, building systems and equipment; potential construction methods and methods of project delivery; and, shall make recommendations among such alternatives, including site locations of building additions.
- 3.3 Based on this review, an Action Plan will be developed and distributed. Pending the directions to be taken, a new ATP may be required.

4.0 Conceptual Design

- 4.1 Prior to the start of work for the Conceptual Design stage, the Design Professional must receive written direction from the Owner to proceed. E-mail format will be utilized for this authorization.
- 4.2 A Basis of Design Report shall be developed by the Design Professional based upon, the information gathered from the site review, the ATP requirements and the extraction of the defined space requirements and accessory spaces as per the SREF requirements, and any direction provided as a result of the Pre-Design Review Action Plan. The Basis of Design Report will include the following information.
 - 4.2.1 Alternative spatial relationships and site relationships are to be evaluated
 - 4.2.1.1 Site relationships are to be further defined and illustrated by outline plans inserted onto a site plan.
 - 4.2.1.2 Pending the Site particulars and pending the program, more than one building solution may be required.
 - 4.2.2 Spatial adjacency and functional relationships are to be further defined and integrated and illustrated by outline plans.
 - 4.2.2.1 Circulation and egress requirements are to be further defined and indicated on the outline plans.
 - 4.2.3 Alternative building elevations to be provided for primary exposed façade and at a primary connection to an existing condition façade.
 - 4.2.4 Building Section thru the primary new functions of proposed new spaces. Relationship with existing conditions shall also be presented.
 - 4.2.5 The OEF Space Chart Form shall be updated at this time. not yet - discuss
 - 4.2.6 The Design Professional shall report as to the status of the selections of materials and discuss any changes or additions from previous discussions.
 - 4.2.7 The Design Professional shall report as to the status of the recommended building systems and equipment and discuss any changes or additions from previous discussions.
 - 4.2.8 The Design Professional shall report as to the status of the potential construction methods, the optional methods of project delivery and to discuss any changes or additions from previous discussions.
 - 4.2.9 The Risk Analysis shall be updated as a result of, new discoveries and resolution of items thru the current progress.

4.3 A Probable Construction Cost analysis and statement shall be provided at this time.

5.0 Concept Design Review Meeting

5.1 The purpose of this review shall to be to review the status and progress of the proposed project to date and to make determinisms for the next step. The review shall include the review of items 4.2.1 thru 4.3 above.

5.2 Based on this review, an Action Plan will be developed and distributed. Pending the directions to be taken, a new ATP may be required.

5.2.1 Pending the scope of the Project, this review may be a 2 step review. The Design Professional may be required to present the Project to a Design Review Committee or to the School Board. (note: in most cases, this requirement will be identified in the early project stages)

6.0 Schematic Design

6.1 Prior to the start of work for the Conceptual Design stage, the Design Professional must receive written direction from the Owner to proceed. E-mail format will be utilized for this authorization.

6.2 The Design Professional shall prepare, submit and present for approval by the Owner a Schematic Design Report Package, comprised of the SREF requirements for Schematic Design Documents and Schematic Design Studies.

6.2.1 Any special requirements affecting the Project shall be identified.

6.2.2 A statement of Probable Construction Cost.

6.2.3 The OEF Space Chart Form updated and formatted to follow the sequence of spaces listed in the SREF Size of Space and Occupant Design Criteria Table.

6.2.3.1 Provide room name and number listing in a (room finish) re-usable format – with columns for SF’s at this time.

6.2.4 Site Survey -- A hardcopy and electronic media copy of the owner provided site survey with the following information: the legal description of the site, acreage, contours, overall dimensions, vegetation, trees, hardscape elements, adjacent highways and roads, information about ownership and use of adjacent land, locations of on- and off-site utility connections, utility service point entry locations, parking areas, service areas, play areas, athletic fields, bus loop(s), parent drop off, existing buildings with height, mechanical cooling towers and chillers, floor elevations (related to base flood elevation as shown on Flood Insurance Rate Maps, and use. The site survey may be an update of informational surveys provided by the Owner but shall be prepared on electronic media and submitted in both hard and electronic media formats.

6.2.5 Schematic Design Documents

- 6.2.5.1 These documents shall be schematic, responding to the Project requirements. In addition to SREF requirements and information required by the Owner's document submittal checklist for schematic design. modify the checklist requirement – rewrite... All plans shall have a graphic scale and a north indicator.
- 6.2.5.2 A Transmittal Form.
- 6.2.5.3 A site plan showing acreage, contours and general topographical conditions, flood plain elevation and velocity zone, over-all dimensions, adjacent highways, roads, off-site improvements, emergency access, fire hydrants, power transmission lines, ownership and use of adjacent land, walks and paths, vehicle and bike parking areas with accessible spaces identified, service areas, play areas, athletic fields, bus loop(s), parent drop off, existing buildings and use, location of proposed building(s) and future additions, portable classrooms and other re-locatable or temporary structures, community use buildings, phased construction, preliminary soil borings. (At Plan review stage and CD review stage, a statement will be required to be included on the site plan identifying the FEMA flood plain and the velocity zone in which the project is located. The statement shall be signed and dated by the Architect or Engineer of Record.)
- 6.2.5.3.1 Indicate general locations, of service and preliminary service requirements with all utility companies (Florida Power and Light, Owner selected phone service, cable TV, water, sewer, storm drainage and any other identified utility service).
- 6.2.5.3.2 Environmentally sensitive site areas as identified on the Owner provided Environmental Study (per Section 235.193, F.S.) to be indicated on the plans along with any identified related requirements for these areas.
- 6.2.5.4 Floor plans showing over-all dimensions, room names, door locations, accessible building exits, occupant loads of each space, any existing buildings and its use. Previously planned future additions, if additions are still planned (Owner to confirm) and any known planned construction on site or adjoining the site (Owner to confirm).
- 6.2.5.5 Provide a life-safety plan delineating the paths of travel, the source and exiting volumes and the exit width and path of travel calculations. Indicate accessible exits. Indicate fire walls, smoke partitions, and protected corridors. Identify any special fire suppression systems. (kitchen hoods, halon, CO2 systems, etc) Identify any spaces or zones not receiving a fire suppression system. Indicate preliminary fire alarm systems zones. Indicate preliminary fire sprinkler systems zones. Indicate control panel location. Indicate any other life-safety features relevant to the facility.

- 6.2.5.6 Provide elevations and sections of the building to illustrate and indicate the mass and character of the facility including fenestration, openings, walkways, preliminary material selections, and other building features and spatial relationships .
- 6.2.5.7 An Outline Demolition Plan
 - 6.2.5.7.1 Indicate spaces impacted by demolition. And show where and how impacted spaces are integrated into the new plan. This shall be 2 reduced size plans on 1 sheet.
- 6.2.5.8 Schematic Project Manual
 - 6.2.5.8.1 Outline Specifications for Division 2-17
 - 6.2.5.8.2 Schematic Room Finish Schedule (still with sf columns)
- 6.2.6 Schematic Design Report Brochure
 - 6.2.6.1 The brochures shall have heavy stock covers and plastic comb or metal spiral binding. 8 ½ x 11 format. Additional copies of this Schematic Design Brochure if required by the Owner will be compensated as a reimbursable service approved in advance by the Owner.
 - 6.2.6.2 The Brochure shall include:
 - 6.2.6.2.1 A summary design statement indicating the general design intent, conceptual development,
 - 6.2.6.2.2 A facilities list including the number of spaces, net/gross square footages (separate from the OFE Chart)
 - 6.2.6.2.3 Colored Plans,
 - 6.2.6.2.3.1 Site
 - 6.2.6.2.3.2 building elevations
 - 6.2.6.2.3.3 building sections,
 - 6.2.6.2.3.4 any applicable sketch perspectives
 - 6.2.6.2.3.5 miscellaneous diagramming, photographs of any applicable massing and building models,
 - 6.2.6.2.4 Narrative discussions and descriptions of preliminary materials selections, components, assemblies, and systems for:
 - 6.2.6.2.4.1 Landscape
 - 6.2.6.2.4.2 civil
 - 6.2.6.2.4.3 structural
 - 6.2.6.2.4.4 mechanical
 - 6.2.6.2.4.4.1 Mechanical Requirements Specific to Remodeling and Addition Projects: Provide a listing of capacities for existing HVAC

equipment and the available tonnage for the new connected load. Provide a survey of the condition of the existing mechanical equipment.

6.2.6.2.4.5 electrical

6.2.6.2.4.5.1 Electrical Requirements Specific to Remodeling and Addition Projects: Provide an electrical load analysis for the existing facility for existing and new loads. Provide a survey of the condition of the existing electrical equipment and the communication equipment room.

6.2.6.2.4.6 plumbing

6.2.6.2.4.7 misc. technical

6.2.6.2.4.8 architectural

6.2.7 An Updated Project Development Schedule:

6.2.7.1 This schedule shall be in compliance with the initial Project Schedule and is for approval by the Owner. This schedule shall show activities including but not limited to the Design Professional's design and coordination efforts and the Owner review/ approval periods.

6.2.7.2 This schedule shall also include all activities known at this stage of the project's development including any projected or preliminary requirements for moving portables, relocating classrooms, removing and storing furniture, hazardous material abatement, any work by the Owner, separate contractors, on-site utilities and equipment and any other activities that may impact the construction of the project. The schedule shall also include any identified offsite work.

6.2.7.3 This schedule shall also include the site approval reviews, and the permitting process.

6.2.7.4 The schedule to be generated in electronic media software with a bar chart format.

6.2.8 Statement of Probable Construction Cost: The Design Professional shall submit to the Owner for review and approval a schematic design phase estimate of probable construction cost itemized by major categories based on the expected bid date.

6.2.9 The Design Professional shall coordinate with the Owner to determine the municipal, county and other jurisdictional agencies that will require site plan coordination and/or approval for the Project and will determine/confirm the permitting and review strategies and update the Project Development Schedule and generate a freestanding Permitting Schedule.

6.2.9.1 The Design Professional shall prepare applications for these site plan and

coordination reviews directly after approval of the Schematic Design Package as appropriate to this phase of the project. The Design Professional shall attend and provide representation at all review meetings, workshops, hearings and Commission/Council meetings concerning the project as conducted by any and all other agencies having jurisdiction over the project.

6.3 Schematic Design Package - Submittal Requirements -

6.3.1 The Design Professional shall submit for Owner approval:

6.3.1.1 Plans

6.3.1.1.1 three (3) copies of all full size documents are required under this Phase,

6.3.1.2 Schematic Design Report Brochure

6.3.1.2.1 three (3) copies
Quantity pending review requirements

6.3.1.3 Project Development Schedule

6.3.1.3.1 three (3) copies

6.3.1.4 Probable Construction Cost Report

6.3.1.4.1 three (3) copies

6.4 The Design Professional shall provide presentations of the Schematic Design to:

6.4.1 The Owner's staff

6.4.2 Design Review Committee (if required, add 5 copies of brochure)

6.4.3 The School Board of Broward County, Florida, (if required, add 10 copies of brochure).

7.0 Design Development

7.1 The Design Professional is to proceed with Design Development and all adjustments to the Project Scope, Schedule, and Budget from the Schematic Design Review as directed by the Owner, after receiving written direction from the Owner to proceed. E-mail format will be utilized for this authorization.

7.2 The Design Professional shall prepare, submit and present for approval by the Owner, a Design Development Report Package, comprised of the SREF requirements documents and the following:

7.2.1 Project Transmittal Form.

7.2.2 OEF form 208 (a) "OEF Space Chart Form" formatted to follow the sequence of spaces listed in the SREF Size of Space and Occupant Design Criteria Table.

7.2.3 Documents: These documents shall be design development package corresponding to the educational specifications and program requirements illustrating the general scope, scale, and relationship of project components. In addition to Phase I requirements, SREF requirements, and any specific Owner provided informational needs, the documents shall include the following:

7.2.4 Drawing Package Information Sheets

7.2.4.1 Cover Sheet

7.2.4.1.1 Cover sheet will include the following information

- 7.2.4.1.1.1 Facility name
- 7.2.4.1.1.2 Project description
- 7.2.4.1.1.3 SBBC Project number
- 7.2.4.1.1.4 Listing of consultants
- 7.2.4.1.1.5 School board members and titles
- 7.2.4.1.1.6 School board logo
- 7.2.4.1.1.7 Location map
- 7.2.4.1.1.8 Document package type

7.2.4.2 Index of Drawings

7.2.4.2.1 The full index of drawings will be in the Architectural Set.

7.2.4.3 General Information Sheets

7.2.4.3.1 All disciplines will have the following information sheets. This information may require multiple sheets.

- 7.2.4.3.1.1 Abbreviations
- 7.2.4.3.1.2 Reference symbols
- 7.2.4.3.1.3 Materials legend

7.2.5 Architectural and Civil site plan(s) showing, (in addition to Schematic Design site survey requirements), the proposed design for: landscaping, drainage, water retention ponds, sewage disposal and water supply system, chilled water piping and physical features that may adversely affect or enhance the safety, health, welfare, visual environment, or comfort of the occupants.

7.2.5.1 A statement, signed and dated by the Design Professional or his designated Consultant, shall be included on the site plan identifying the number of existing trees, the number and size of required trees, and the number of new trees to be planted. (signatures required at 90% CD package)

7.2.6 Building Plans

7.2.6.1 General

- 7.2.6.1.1 By symbol, indicate fire extinguishers, fire alarm equipment, smoke vents, master valves, emergency disconnects, emergency lighting, emergency power equipment, fire sprinklers, exit signs, smoke and fire dampers, and other life-safety equipment relevant to the facility on the appropriate discipline plans.
- 7.2.6.1.2 By symbol, indicate connections and tie-ins to any existing equipment on the appropriate discipline plans.
- 7.2.6.1.3 Floor plans for additions to an existing facility: Indicate the connections and tie-ins to the existing facilities, including all existing spaces, exits, plumbing fixtures and locations, and any proposed changes. Distinguish between new and existing areas.

7.2.6.2 Floor plans

- 7.2.6.2.1 Drawn at 1/8 inch or larger scale showing typical student occupied spaces or special rooms with dimensions, public facilities, stairs, elevators, and identification of accessible areas.

7.2.6.3 Floor plans

- 7.2.6.3.1 Drawn at 1/4 inch or larger scale showing typical spaces or special rooms with dimensions, equipment and furnishing layouts, door and window locations.
- 7.2.6.3.2 Reflected ceiling plans drawn at 1/4 inch scale (minimum) showing typical spaces or special rooms with dimensions, lighting equipment and ceiling panel layouts.

- 7.2.6.4 Roof plans drawn at 1/4 inch scale (minimum) showing typical spaces or special rooms with dimensions, equipment layouts.

- 7.2.6.5 The life-safety plans shall be updated to reflect modifications as a result of the design progress. Indicate the paths of travel, the source and exiting volumes and the exit width and path of travel calculations. Indicate accessible exits. Indicate fire walls, smoke partitions, and protected corridors. Identify any special fire suppression systems. (kitchen hoods, halon, CO2 systems, etc.) Identify any spaces or zones not receiving a fire suppression system. Indicate preliminary fire alarm systems zones. Indicate preliminary fire sprinkler systems zones. Indicate control panel location. Indicate any other life-safety features relevant to the facility.

- 7.2.6.6 A Proposed Project Phasing Floor Plan drawn at an architectural scale that will allow the entire facility to be shown contiguous, on one sheet, which indicates project phasing as applicable to the Project.

7.2.6.7 Existing Facility Accessibility Criteria

- 7.2.6.7.1 For existing facilities where remodeled or renovated spaces are required and where an ADA and code conforming ramp cannot be utilized, document proposed vertical platform lifts or inclined wheelchair lifts and provide the following documents as part of or in addition to the required life safety plans.
- 7.2.6.7.2 Sketches of proposed vertical platform lifts, including layout drawings showing the effect of the lift on existing spaces, corridor widths and exiting from the affected facility.
- 7.2.6.7.3 Sketches of proposed inclined wheel chair lift including layout drawings showing the effect of the lift on the stairway width in the folded and unfolded position, the upper and lower platform storage locations, and the effect on exiting from the affected areas of the facility.
- 7.2.6.8 Open Space Concept Criteria
 - 7.2.6.8.1 When planning open space schools or administrative spaces, a floor plan shall be submitted showing the methods used to permanently define the means of egress, such as surface finish or color.
- 7.2.6.9 All exterior building elevations and sufficient building sections as necessary to fully illustrate and indicate the scale and massing of the facility.
- 7.2.6.10 Typical building sections to show dimensions, proposed construction materials, and relationship of finished floor to finished grades.
- 7.2.6.11 Structural Plans
 - 7.2.6.11.1 Preliminary Structural Drawings including plans and sections indicating anticipated systems, connections and foundations.
- 7.2.6.12 Mechanical Plans
 - 7.2.6.12.1 Single line Ductwork layouts shown on half tone reflected ceiling plans. Diffuser and return air locations as coordinated with Architectural and Electrical lighting plans.
 - 7.2.6.12.2 Identify locations of Mechanical rooms and equipment, any grease trap(s), any LP gas tank locations, natural gas pipe lay out, and tie ins to existing utilities.
 - 7.2.6.12.3 Provide Proposed Mechanical Zoning Plan (as applicable).
- 7.2.6.13 Plumbing Plans
 - 7.2.6.13.1 Indicate all plumbing fixtures and all tie in locations.

7.2.6.13.2 Provide Fixture Unit Counts and Calculations.

7.2.6.14 Fire Protection Plans

7.2.6.14.1 Provide Proposed Fire Protection Zoning Plan (as applicable).

7.2.6.15 Electrical Drawings

7.2.6.15.1 Lighting layouts for interior and exterior spaces shown on half tone reflected ceiling plans as coordinated with Mechanical and Architectural.

7.2.6.15.2 A one line diagram of the electrical distribution system.

7.2.6.15.3 Provide layout indicating security systems devices and control zones.

7.2.6.15.4 Locations of all the main components of the electrical system such as transformers, panels, and main switch board, and emergency generator, location of the intercom console, ITV head end and tower, master clock, fire alarm panel. Show locations of mechanical equipment such as chillers, air handler units, etc. and their respective electrical connections.

7.2.7 Project Manual

7.2.7.1 Equipment and Furnishing Schedules: Indicating equipment and furnishing items that will be provided by the Contractor and those that will be provided by the Owner or others.

7.2.7.2 Outline specifications:

7.2.7.2.1 Current format of CSI Specification Numbering System shall be utilized. (based on contract date)

7.2.7.2.1.1 Division 1

7.2.7.2.1.1.1 Division 1 to be updated from the Schematic Design submittal.

7.2.7.2.1.1.2 Schematic Room Finish Schedule updated from schematic. (SF columns still present)

7.2.7.2.1.2 Divisions 2 through 17

7.2.7.2.1.2.1 Provide outline specifications with general

description of all systems and components.

7.2.7.3 Geotechnical Engineer's Report

7.2.7.3.1 Provide proposed method of treatment for unusual conditions.

7.2.8 Office of Educational Facilities Life-Cycle Cost Analysis (LCCA). LCCA shall be submitted to the Owner for review and approval with the Design Development documents.

7.2.8.1 LCCA shall be by a commercially available life-cycle cost analysis program and shall be based upon the requirements of Florida Statute 1013.451.

7.2.9 Florida Energy Efficiency Code for Building Construction (FEEC). FEEC forms, including calculations for mechanical systems, documenting energy efficiency ratio rating of HVAC equipment, electrical systems, insulation, and building envelope shall be submitted to the Owner for review and approval with the Design Development documents.

7.2.10 Statement of Probable Construction Cost:

7.2.10.1 The Design Professional shall submit to the Owner for review and approval a Design Development phase estimate of probable construction cost itemized by major categories based on the expected bid date. The Format for this estimate is to follow the content of the Project's Outline Specification for Divisions 2 through 17.

7.2.10.1.1 Key differences between the Schematic Design and the Design Development cost are to be summarized.

7.2.11 An updated Project Development Schedule reflecting development and anticipated schedules for all new and existing subsequent project activities.

7.2.12 A written response from the Design Professional and each of the Consultants, explaining how each previous Owner and reviewing agencies review comments have been addressed.

7.2.13 F.I.S.H Data Requirements

7.2.13.1 A simplified single line floor plan of the project.

7.2.13.2 A spreadsheet format schedule reflecting the room numbers; the name of the room or space; the net square footage of the space and the capacity of the space on electronic media and on a single 24" x 36" sheet of vellum conforming to the Owner's standards for graphics and for electronic media submittals. This drawing and database information will be for use in preparing F.I.S.H. (Florida Inventory of School Houses) information. The

Design Professional shall coordinate with and utilize the Owner's F.I.S.H requirements for room numbers, room name assignments and electronic media (format, layering, etc.) prior to developing final documents for this Design Development submittal. Hardcopy graphics shall be suitable for clearly legible half size reductions.

7.2.14 Existing Hazardous Materials

Provide a letter to the owner advising of the extents of potential hazardous materials as indicated and provided by The Environmental Division of the Facilities and Construction Group. Outline the (or any) optional or alternate means of removal and timing of removal for Owner review and direction.

7.2.14.1.1 Integrate the impact of the Hazardous materials with the Project Development Schedule.

7.2.14.1.2 Integrate the impact of the Hazardous materials Statement of Probable Construction Cost and other documentation.

7.2.15 Preliminary color boards to review the color selections for all finish materials with the Owner.

7.2.16 Preliminary samples as requested by the Owner.

8.0 Design Development Package - Submittal Requirements

8.1 The Design Professional shall submit the following for Owner approval:

8.1.1 Plans

8.1.1.1 three (3) copies of all full size documents

8.1.2 Design Development Report Brochure

8.1.2.1 three (3) copies

8.1.3 Project Development Schedule

8.1.3.1 three (3) copies

8.1.4 Probable Construction Cost Report

8.1.4.1 three (3) copies

8.1.5 Life-Cycle Cost Analysis

8.1.6 Energy Efficiency Code Analysis

8.1.7 Response to Schematic Design Comments

8.1.8 F.I.S.H Data Requirements

8.1.9 Hazardous Materials letter

8.1.10 Updated Discipline Narratives

8.2 The Design Professional shall provide presentations of the Design Development to:

8.2.1 the Owner's staff

8.2.2 Design Review Committee (if required, add 5 copies of brochure)

8.2.3 The School Board of Broward County, Florida, (if required, add 10 copies of brochure).

9.0 Construction Documents Development – 90% complete

9.1 The Design Professional is to proceed with the Construction Documents and all adjustments to the Project Scope, Schedule, and Budget from the Design Development review as directed by the Owner, after receiving written direction from the Owner to proceed. E-mail format will be utilized for this authorization.

9.2 The Design Professional shall prepare, submit and present for approval by the Owner, a Construction Document Report Package.

9.3 This Construction Document Report Package shall include the following items:

9.3.1 Project Transmittal Form (Form 1310b)

9.3.2 An updated OEF form 208(a) "OEF Space Chart Form" formatted to follow the sequence of spaces listed in the SREF Size of Space and Occupant Design Criteria Table.

9.3.3 Updated Florida Energy Efficiency Code for Building Construction (FEEC) compliance forms. Submit five (5) copies signed and sealed by a State of Florida registered design professional.

9.3.4 Final Calculations:

9.3.4.1 Structural systems

9.3.4.2 Mechanical systems

9.3.4.3 Electrical systems

9.3.5 Drawings:

9.3.5.1 All construction documents as necessary to receive building permits for the complete scope of work shall be included and shall be substantially complete.

9.3.5.2 Preliminary staging area plans to delineate staging areas, site barriers and other area designations to control and separate as required, students, faculty, staff and the public from construction activities and traffic.

9.3.6 Project Manual

9.3.6.1 All Project Manual documents as necessary to receive building permits for the complete scope of work shall be included and shall be substantially complete.

9.3.7 Project Development Schedule

9.3.7.1 Updated and formatted as a preliminary construction schedule reflecting continued Project development and illustrating anticipated schedules for all subsequent project activities including permitting and submittal coordination with all agencies having jurisdiction on the Project, project phasing, site mobilization, temporary facilities, general construction sequencing, anticipated substantial completion dates, Owner occupancy, mid all other significant Project events. Format updated schedule as a Gant Chart type schedule with mile stones.

9.3.8 Color boards

9.3.8.1 Boards illustrating color selections, finishes, textures and aesthetic qualities for all finish materials for final review and approval by the Owner and to establish a final pallet of material selections for development of subsequent specifications, schedules and other requirements for incorporation into the Contract Documents.

9.3.9 Design Development Comment Responses

9.3.9.1 Letters from the Design Professional and each of the major technical disciplines and any necessary Consultants or explaining how each previous Design Development comment has been addressed.

9.4 Construction Documents - 90% complete – Submittal Requirements

9.4.1 The Design Professional shall submit the following for Owner approval:

9.4.1.1 Transmittal Form

9.4.1.2 Plans

9.4.1.2.1 three (3) copies of all full size documents

9.4.1.3 A completed Building Department document submittal checklist

9.4.1.4 Reports and Brochures

9.4.1.4.1 three (3) copies

10.0 Jurisdictional Plan Approvals

10.1 Prior to the commencement of the Construction Documents – 100%, and early enough to ensure that the contractor is not delayed by permit processing, the Design Professional shall, with the owner’s assistance, file the required documents for approval by governmental authorities, local, State or Federal, having jurisdiction over the portions of the

Project and obtain certifications of "permit approval" by these limited jurisdictional reviewing authorities. In cases, this activity or portions of this activity will not commence until such time as the Construction Documents are 100% complete.

- 10.1.1 The Design Professional shall provide the documents required for submittal to all of these governmental authorities.
- 10.1.2 The Design Professional shall attend and provide representation at all review meetings, workshops, hearings and Commission/Council meetings concerning the project as conducted by the various jurisdictional agencies.

11.0 Construction Documents Submittal – 100%

- 11.1 The Design Professional is to proceed with the completion of the construction documents and all adjustments to the Project Scope, Schedule, and Budget from the 90% construction document review comments as directed by the Owner, after receiving written direction from the Owner to proceed. E-mail format will be utilized for this authorization.
- 11.2 Construction Documents 100% Submittal: The Design Professional shall make a 100% Construction Documents submittal, for approval by the Owner.
 - 11.2.1 All documents for this phase shall be provided in both hard copy and in electronic media.
 - 11.2.2 Signed and Sealed Documents and Statements of Compliance
 - 11.2.2.1 Only complete documents, properly signed and sealed by the Design Professional and respective Consultants, will be accepted for review.
 - 11.2.2.2 These documents shall contain a statement of compliance by the architect or engineer of record that "To the best of my knowledge and belief these documents are complete, and comply with the State Requirements for Educational Facilities.
 - 11.2.3 When requested by the Owner, engineering calculations for mechanical, electrical, and structural systems shall be submitted separately from drawings and the project manual.
- 11.3 The following items shall be included with the 100% Construction Document submittal.
 - 11.3.1 In addition to 100% complete Construction Documents the following items are to be integrated into this Construction Document – 100% Submittal.
 - 11.3.1.1 Mechanical and Electrical Documents shall indicate that the approved systems from the Design Development FEEC/LCCA analysis have been incorporated into the documents.

11.3.1.2 Project Manual

11.3.1.2.1 The Design Professional shall insert Division 0 and Division 1 into the specifications.

11.3.1.2.1.1 The Design Professional shall not add or delete items from the Division 0 and Division 2 documents without prior written approval from the Owner.

11.3.1.2.2 Approved list of alternate bid items, as authorized by the Owner shall be integrated into the project bid documents and the specifications.

11.3.1.3 As required, a threshold building inspection plan, prepared by the Design Professional, and the name of a certified threshold building inspector, as set forth in Section 553.79(5), F.S., shall be submitted to the Owner for review and approval with the 100% Construction Documents

11.3.1.3.1 Threshold building inspection plan documents are required for the following conditions:

11.3.1.3.1.1 Any building greater than three (3) stories or fifty (50) feet in height.

11.3.1.3.1.2 Any building with an assembly space that exceeds five thousand (5000) square feet in area, and/or an occupant load of five hundred (500) or more persons. Check- is this and/or

11.3.1.4 An Updated Statement of Probable Construction Cost as indicated by time factor, changes in requirements, or general market conditions.

11.3.1.4.1 If this Statement of Probable Construction Cost exceeds the construction Budget, the Design Professional shall review materials, equipment, component systems and types of construction included in the Contract Documents and shall recommend changes in such items and/or reasonable adjustments in the scope of the Project for Owner approval for integration into the documents.

11.3.1.5 A letter from the Design Professional and each of the major technical Consultants explaining how each comment for the Construction Document 90% Review, has been addressed.

11.3.2 The Design Professional and his Consultants, as necessary, shall attend coordination, review and presentation meetings with the Owner to explain the

development of the design concept and the technical resolutions of the building or site systems as shown in the Construction Document 100% Submittals.

- 11.3.3 After Owners review of the 100% Construction Documents, the Design Professional shall make all required changes or additions and resolve all comments. A final Check Set shall be returned to the Owner for final approval.
- 11.3.4 Upon final approval by the Owner, the Design Professional shall furnish five (5) copies, signed and sealed of all Drawings and Specifications to the Owner for submittal to the designated Plan Review Agency.
- 11.3.5 Building Department plan review comments to be reviewed with the Owner and integrated into the documents.
- 11.3.6 This submittal will also become the official bid document set after all Plan review comments are integrated and approved by the building dept.
- 11.3.7 Design Professional shall assure the Owner that all limited jurisdictional, mandatory requirements are complete prior to bidding.

12.0 Bidding and Award of Contract

- 12.1 Bid Documents Approvals and Printing: Upon obtaining all necessary approvals of the Construction Documents, the Design Professional shall assist the Owner in obtaining bids and awarding construction contracts. The Owner, will provide reproductions of the drawings and specifications printed for bidding purposes.
 - 12.1.1 This printing may be handled by the Owner or as a reimbursable service through the Design Professional.
- 12.2 The Advertisement for Bids will instruct the bidders where to obtain the Bid Documents.
- 12.3 The Design Professional shall render interpretations and clarifications of the drawings and specifications in a written format, supplemented by appropriate graphics, with prior approval of the Owner.
- 12.4 The Design Professional shall attend a pre-bid conference as requested by the Owner.
- 12.5 The Design Professional shall prepare addenda, if any are required, for the Owner to issue to all prospective bidders. No addenda shall be issued without the Owner's approval and if dimensional changes or extensive graphic changes are required the drawing sheets shall be revised and issued as addendum drawings as directed by Owner.
- 12.6 The Design Professional shall be present at the bid opening, with the Owner's staff.
- 12.7 The Design Professional shall participate with the Owner in evaluating the bids and

investigating the qualifications of bidders and shall provide a written recommendation for bid award.

- 12.8 The Design Professional shall advise and consult with the Owner in awarding, and in the preparation of any Agreements necessary for the construction of the project.
- 12.9 If the lowest responsive Base Bid received exceeds the Fixed Limit of Construction Cost the Owner will either:
 - 12.9.1 Approve the increase in Project cost and award a contract or,
 - 12.9.2 Reject all bids and rebid the Project within a reasonable time with no change in the Project,
 - 12.9.3 Direct the Design Professional to revise the Project scope or quality, or both, as approved by the Owner, and rebid the Project.
 - 12.9.4 Suspend or abandon the Project.
- 12.10 The Design Professional shall, modify the Construction Documents as necessary to bring the project within the Budget Construction Cost. The providing of such service shall be the limit of the Design Professional's responsibility in this regard and having done so, the Design Professional shall be compensated in accordance with this Agreement. The Owner may recognize exceptional construction market cost fluctuations before exercising the option provided in Article 12.9.3 above. The Owner agrees to discuss this issue with the Design Professional prior to exercising this option.
- 12.11 If an estimate or cost analysis is required by the Owner for this phase, the Design Professional shall analyze bids and to assist in the preparation of any modified bidding documents or re-bid documents that may be required to ensure successful bidding within the Budget Construction Cost.

13.0 Administration of the Construction Contract

13.1 Duration

- 13.1.1 The Construction Administration Phase will begin with the award of the Construction Contract and will end when the Contractor's final Payment Certificate is approved by the Owner.
- 13.1.2 During this period, the Design Professional shall provide Administration of the Construction Contract as set forth in the Contract Documents between the Owner and the Contractor, as basic services, including participation in building commissioning and partnering. Refer to Section 01350 – special procedures.

- 13.2 The Design Professional shall advise and consult with the Owner and shall have authority to act on behalf of the Owner within the limits established by this Agreement and the

Contract Documents. The Design Professional shall contemporaneously provide Owner with copies of all communications between Design Professional and Contractor and others concerning matters material to the cost, time, sequence, scope, performance or requirements of the project.

- 13.3 The Design Professional and his Consultants shall attend all key construction events as necessary to ascertain the progress of the Project and to determine in general if the Work is proceeding in accordance with the Contract Documents and the Project Schedule.

13.3.1 Site Visits

13.3.1.1 Design Professional - Site Visits

- 13.3.1.1.1 The Design Professional shall visit the site at least once per week to become familiar with the progress and quality of the Work and to determine if the Work is proceeding in accordance with the Contract Documents and Project Schedule.

- 13.3.1.1.2 The Design Professional shall coordinate the timing of these visits with the Owner's Representative and the Weekly Progress Meeting, so as to permit joint observations of the progress of the Work.

- 13.3.1.1.3 Design Professional shall keep Owner informed of the progress and quality of the Work on the basis of the on-going site visits.

- 13.3.1.1.4 The Design Professional shall submit to Owner a detailed written report of the results of each visit to the site, and copies of all field reports and notes of meetings with the contractor's team.

- 13.3.1.1.5 The Design Professional shall report to Owner any defects and deficiencies in the Work coming to the attention of Design Professional.

- 13.3.1.1.6 The Design Professional shall make on-site observations utilizing the same personnel over the course of the Work.

- 13.3.1.2 The Design Professional shall assist the Owner in determining the cost of re-inspections due to the Contractor's failure to perform.

13.3.2 Design Professional's Consultants – Site Visits

- 13.3.2.1 The Design Professional's Consultants will be required to visit the site at least once a week when their respective portion of the work is in progress. The visits shall coincide with the Weekly Progress Meeting.

- 13.3.2.1.1 The Consultants shall submit to the Design Professional a

detailed written report of the results of each visit to the site, and copies of all field reports and notes of meetings with the contractor's team for the Design Professional review and consultation with the Owner.

13.3.2.1.2 The Consultant shall report to Design Professional any defects and deficiencies in the Work coming to the attention of Consultant for the Design Professionals review and consultation with the Owner.

13.3.2.1.2.1 Consultant shall maintain a listing of such items and track the items for closure.

13.4 The Design Professional shall not have control over or charge of, and shall not be responsible for construction means, methods, techniques, sequences or procedures, or for safety precautions and programs in connection with the Work.

13.5 Design Professional shall at all times, have access to the Work whenever it is in preparation or progress.

13.5.1 The Design Professional and the Consultants shall review and advise the Owner as to whether the Contractor is making timely, accurate, and complete notations on the "Project Record Documents" and maintaining various other administrative records as required by the Contract Documents.

13.5.1.1 Complete notations to the "as built" drawings shall include, but not be limited to all changes due to RFI's, ASI's, COD's, and CO's

13.5.2 The Owner may require the Design Professional and the Consultants to submit additional written materials or forms to the Owner relating to or regarding the Project or its progress.

13.6 The Design Professional shall assist Owner in determining the amounts owing to Contractor based on observations at the site and on evaluations of Contractor's Applications for Payment and shall certify Certificates for Payment in such amounts as provided in the Contract Documents and in such form as Owner may request.

13.6.1 The certification of a Certificate for Payment shall constitute a representation by the Design Professional to the Owner, based on the Design Professional's observations at the site and on the data comprising the Contractor's Application for Payment, that the Work has progressed to the point indicated and that the quality of the Work is in substantial accordance with the contract documents and that Contractor is entitled to payment in the amount certified.

13.6.1.1 The certification of a Certificate for Payment is not an acceptance of any in place or stored, work, materials or equipment.

- 13.7 The Design Professional shall render written advisory decisions, within a reasonable time on all claims, disputes and other matters in question between Owner and Contractor relating to the execution or progress of the Work or the interpretation of the Contract Documents.
- 13.8 All interpretations and advisory recommendations of the Design Professional shall be consistent with the intent of, and reasonably inferable from, the Contract Documents and shall be in writing or in the form of drawings. In the capacity of interpreter, the Design Professional shall endeavor to secure faithful performance by both the Owner and Contractor, and shall not show partiality to either.
- 13.9 The Design Professional shall recommend to the owner, the rejection of Work which does not conform to the Contract Documents.
- 13.10 The Design Professional shall not have authority to stop the Work without approval of the Owner.
- 13.11 Whenever, in the Design Professional's opinion, it is necessary or advisable, the Design Professional shall recommend/advise to the owner, that special inspection or testing of the Work in accordance with the provisions of the Contract Documents shall occur, whether or not such Work be then fabricated, installed or completed.
 - 13.11.1 Owner shall furnish all such tests, inspections and reports that are required by law or by the Contract Documents or provide documentation that the item has previously been approved via inspection or testing.
 - 13.11.2 The Design Professional shall monitor all such testing or inspections.
- 13.12 The Design Professional shall promptly review, and take other appropriate action upon Contractor's submittals such as shop drawings, product data and samples, per conformance with the design concept of the contract documents. Such action shall be taken within fourteen (14) days of receipt by Design Professional unless Owner and Design Professional otherwise mutually agree.
 - 13.12.1 Design Professional's review shall not constitute review or approval of safety precautions or of construction means, methods, techniques, sequences or procedures.
 - 13.12.2 Design Professional shall maintain a log of all submittals made and shall compare the submittals with Contractor's progress schedule.
 - 13.12.3 The Design Professional shall not approve changes to the contract or substitutions through the regular submittal process.
 - 13.12.3.1 All final decisions with respect to substitutions, Request for Proposals,

Change Orders, and other contract modifications shall be at the sole determination of the Owner.

- 13.12.4 The Design Professional shall be compensated for reviewing re-submittals after the first re-submittal of a respective submittal as a reimbursable expense with the Owner reimbursed by the Contractor under provisions of the Contract Documents.
- 13.12.5 The Design Professional will advise the Owner of the circumstances of all Submittal reviews requiring more than fourteen (14) days processing time.

14.0 Design Change Management

- 14.1 The Design Professional shall have authority to order minor changes in the Work not involving an adjustment in the contract sum or an extension of the contract time and which are not inconsistent with the intent of the Contract Documents. Such minor changes shall be effected by written order issued through Owner.
 - 14.1.1 The Design Professional shall provide recommendations concerning Request for Proposals, Change Orders, and Construction Change Directives and for their preparation, permitting and issuance to the contractor.
 - 14.1.2 The Design Professional shall coordinate with the Owner and comply with the Owner's written procedure and "Construction" Contract concerning the Owner's required review of Request for Proposals, Change Orders and Construction Change Directives... what is, where is the written procedure??
 - 14.1.2.1 Meet with the Owner's Project Manager prior to the preparation and execution of Request for Proposals and Change Order items to ensure that the changes comply with the intent of the proposed changes relative to the Project's original scope, the construction schedule and to Contractor entitlement for additional sums or contract time for the proposed Work.
 - 14.1.2.2 Submit written and graphic information documenting proposed changes for formal review by the Owner's Project Manager and Cost Estimator prior to the issuance to the Contractor.
 - 14.1.2.3 Review and indicate concurrence through signing the Request for Proposals etc. for Owner's authorization.
 - 14.1.2.4 Process, prepare and issue contract modification documents, in a timely manner and not allow the period required for evaluation, preparation or to issue such documents to exceed fourteen (14) days. The Design Professional shall provide written notification to the Owner concerning

those modification documents requiring more than fourteen (14) days processing time with an attached explanation of the circumstances requiring longer processing time.

15.0 Cost Management Responsibilities

- 15.1 The Design Professional shall review and analyze all proposals submitted by the Contractor relative to scope changes, cost impacting items, and time impacting items.
- 15.2 The Design Professional shall present his findings to the Owner.
- 15.3 The Design Professional shall, at the Owners request, review the proposals and his analyze with the Contractor in review sessions with the Owner.
- 15.4 The Design Professional shall log and track all proposals provided to him for his review.

16.0 Substantial Completion

- 16.1 Upon request to be awarded Substantial Completion by the contractor, The Design Professional shall schedule a joint inspection of the work with the Contractor. The Contractor shall provide a copy of his punch list to the Design Professional for use in the review to add and subtract items from the list. Upon completion of the review the Design Professional shall compile an Official Punch List of the work not complying with the Project Documents. He shall evaluate the cost to complete the work and if it does not exceed 2% of the total contract value, in his opinion, the Design Professional shall issue a Certificate of Substantial Completion to the Contractor.
- 16.2 The Design Professional shall administer the Contractor's submittal of various closeout submittals including warranty documents, operations and maintenance materials, extra materials, and other closeout submittals as required by the Contract Documents.
- 16.3 The Design Professional shall review, and forward to Owner for Owner's review, written warranties, operations and maintenance manuals as required by the Contract Documents as assembled by the Contractor.
 - 16.3.1 The Design Professional and the Consultants shall verify and confirm the Contractor's successful demonstration of equipment and systems and the training of the Owner's personnel as required by the Contract Documents.
- 16.4 Design Professional shall inspect the Project upon Contractor notice stating the work has completed 100%. If the Design Profession agrees, he shall advise the Owner in writing to schedule a final walk thru with the Owner and the contractor. If the Owner agrees. The Design Professional shall prepare and execute the required forms and documents indicating that the Work is completed in compliance with the Contract Documents.

- 16.5 At the appropriate time, the Design Professional shall certify Contractor's final certificate for payment.

- 16.6 The Design Professional shall within sixty (60) days of final acceptance provide the Owner with prints and electronic media copies of the original drawings, which the Design Professional has revised to conditions based on information furnished by the Contractor as Project Record Documents.
 - 16.6.1 These prints and electronic media copies shall become the property of the Owner.

 - 16.6.2 Submittal of these documents to the Owner is a condition of final payment of construction administration fees to the Design Professional.

17.0 Warranty Administration

- 17.1 The Design Professional shall for one year following substantial completion of the construction project, assist the Owner, in securing correction of defects, and shall in the sixth and eleventh months make inspections of the project with the Owner and report observed discrepancies to the Owner and Contractor.

END



**PSA Attachment #4
SAMPLE PERMITTING PLAN FORMAT**

Project Title: _____
 SBBC Project Manager: _____
 Design/Engineering Firm: _____

Note: The following is intended to be a guideline of the list of permits and required documents that may be required for the project; however, the list is not all inclusive and it is the responsibility of the design/engineering professional to obtain all applicable permits and/or approvals.
 General instructions: This form is also intended to be used as a tracking mechanism for each type of permit required for the project. The design/engineering professional will be responsible for completion of this form. For each type of permit, please describe the type of application/forms required and the corresponding agency along with the other information required.

Item No.	Description	Agency	Responsible Party	Date of Initial Application Submittal	Agency Application Number	Date of Expected Comments	Date of Agency Comments	Date of Response to Comments	Date of Expected Comments	Date of Agency Approval	Agency Approval No. and/or Permit No.	Comments
TREE PERMITS												
		Broward County DPEP										
CONCEPTUAL TRAFFIC/ENGINEERING												
		Broward County Traffic Engineering										
PLAT APPROVAL (if not previously recorded)												
		Municipal Planning and Zoning Broward County Development Dept.										
SURFACE WATER MANAGEMENT												
		SFWMD or DPEP Water Resources Division or Local drainage district										
WATER USE												
		SFWMD Joint Water Resources										
DREDGE AND FILL												
		DPEP										
WATER DISTRIBUTION												
		Broward County Health Department										
WASTE WATER COLLECTION												
		Broward County DPEP										



**PSA Attachment #4
SAMPLE PERMITTING PLAN FORMAT**

Project Title: _____
 SBBC Project Manager: _____
 Design/Engineering Firm: _____

Note: The following is intended to be a guideline of the list of permits and required documents that may be required for the project; however, the list is not all inclusive and it is the responsibility of the design/engineering professional to obtain all applicable permits and/or approvals.
 General Instructions: This form is also intended to be used as a tracking mechanism for each type of permit required for the project. The design/engineering professional will be responsible for completion of this form. For each type of permit, please describe the type of application/forms required and the corresponding agency along with the other information required.

WATER AND SEWER UTILITIES AND ENGINEERING APPROVAL												
Item No.	Description	Agency	Responsible Party	Date of Initial Application Submittal	Agency Application Number	Date of Expected Comments	Date of Agency Comments	Date of Response to Comments	Date of Expected Comments	Date of Agency Approval	Agency Approval No. and/or Permit No.	Comments
		Local Municipality										
ROAD WORK APPROVAL												
Item No.	Description	Agency	Responsible Party	Date of Initial Application Submittal	Agency Application Number	Date of Expected Comments	Date of Agency Comments	Date of Response to Comments	Date of Expected Comments	Date of Agency Approval	Agency Approval No. and/or Permit No.	Comments
		Public Works County and Local Engineering Department										
SIGNALIZATION, TRAFFIC SIGNAGE AND MARKINGS												
Item No.	Description	Agency	Responsible Party	Date of Initial Application Submittal	Agency Application Number	Date of Expected Comments	Date of Agency Comments	Date of Response to Comments	Date of Expected Comments	Date of Agency Approval	Agency Approval No. and/or Permit No.	Comments
		Broward County Traffic Engineering										
BUILDING DEPARTMENT 1												
Item No.	Description	Agency	Responsible Party	Date of Initial Application Submittal	Agency Application Number	Date of Expected Comments	Date of Agency Comments	Date of Response to Comments	Date of Expected Comments	Date of Agency Approval	Agency Approval No. and/or Permit No.	Comments
	90% REVIEW	SBBC BUILDING DEPARTMENT						DISCUSS	DISCUSS		N/A	
BUILDING DEPARTMENT 2												
Item No.	Description	Agency	Responsible Party	Date of Initial Application Submittal	Agency Application Number	Date of Expected Comments	Date of Agency Comments	Date of Response to Comments	Date of Expected Comments	Date of Agency Approval	Agency Approval No. and/or Permit No.	Comments
	100% REVIEW	SBBC BUILDING DEPARTMENT										
FIRE DEPARTMENT												
Item No.	Description	Agency	Responsible Party	Date of Initial Application Submittal	Agency Application Number	Date of Expected Comments	Date of Agency Comments	Date of Response to Comments	Date of Expected Comments	Date of Agency Approval	Agency Approval No. and/or Permit No.	Comments
		FIRE DEPARTMENT										
FIRE DEPARTMENT												
Item No.	Description	Agency	Responsible Party	Date of Initial Application Submittal	Agency Application Number	Date of Expected Comments	Date of Agency Comments	Date of Response to Comments	Date of Expected Comments	Date of Agency Approval	Agency Approval No. and/or Permit No.	Comments

Design Professionals Invoice Format

The School Board of Broward County, Florida requires submittal of the Design Professional's invoice on the District's standard invoice forms attached to a transmittal form or letter on the Design Professional's company letterhead. Include the information and attachments described below:

1. Letterhead Containing Firm Information

- A. Firm Name
- B. Address
- C. Telephone and FAX Numbers
- D. Consultant's Invoice Reference Number

2. Address Transmittal/Letter to:


Office of Facilities and Construction
The School Board of Broward County, Florida
3775 SW 16th Street
Fort Lauderdale, FL 33312
Attention: Name of Project Manager

3. Ensure that Transmittal/Letter references the following information:

- A. Date of submittal.
- B. The Invoice Number for ATP Number (example: Invoice No. 01 for ATP No. 01).
- C. The School Board of Broward County's Purchase Order No.: (Which will be provided by the Facilities Project Manager at the beginning of the project.)
- D. Name of Facility (and Facility Number).
- E. Name of Project
- F. School Board Project Number

4. Ensure attachment of the following documents to the Transmittal/Letter:

- A. Design Professional's Invoice Form
- B. Design Professional's Reimbursable Invoice Form
- C. Copy of signature page (page 3 of 3) of the Design Professional's Authorization to Proceed.



The School Board of Broward County, Florida
 Florida Facilities and Construction Management Department
 3775 SW 16th Street Fort Lauderdale, FL 33312 (754) 321-1500

Design Professional
 (Name)

Date:

Project No:

Facility Name:

Invoice No:

Project Title:

SBBC PO No.

Design Professional's

ATP No.

Remit to address:

Invoice From:

Project Manager

Original Basic Fee	\$
Current basic fee	\$


INVOICE TOTALS:

Summary	Current Fee	Previously Billed	This Invoice	Balance
Basic Services	\$	\$	\$	\$
Reimbursable	\$	\$	\$	\$
Total:	\$	\$	\$	\$

BASIC FEE TOTALS:

Period	Fee	Previously Billed	This Invoice	Balance
From to dates	\$	\$	% \$	% \$
	\$	\$	% \$	% \$
	\$	\$	% \$	% \$
	\$	\$	% \$	% \$
	\$	\$	% \$	% \$
Other Services	\$	\$	% \$	% \$
Total Previously Billed:		\$		
Total Amount This Invoice:			\$	
Total Balance:				\$

Submitted By: Name: Title: Date: (Signature)	Certified By: Name: Title: Project Manager Date: (Signature)	Recommended By: Name: Title: Date: (Signature)	Approved By: Name: Title: Date: (Signature)
--	---	---	--



The School Board of Broward County, Florida
 Florida Facilities and Construction Management Department
 3775 SW 16th Street Fort Lauderdale, FL 33312 (754) 321-1500

Design Professional's Reimbursable Invoice

Project No: _____ Facility Name: Invoice No: _____
 Project Title: _____ SBBC PO No. _____
 Design Professional's: _____ ATP No. _____
 Remit to address: _____ Invoice From: _____
 Project Manager: _____

Item No.	Date	Reimbursable Item	Amount
Invoice Total			\$

Receipts for each Item must be attached.

Current Contract Amount:	\$		
Total This Invoice:		\$	
Total Previously Billed:			\$
Total Balance:			\$

Submitted By: Name: Title: Date:	Certified By: Name: Title: Project Manager Date:	Recommended By: Name: Title: Date:	Approved By: Name: Title: Date:
(Signature)	(Signature)	(Signature)	(Signature)

J O R G E A G U T I E R R E Z • A R C H I T E C T • L L C

May 23, 2016

Broward County Public Schools / Heery International

Attn: Mr. Robert Corbin

RE: Fee Proposal to Furnish Professional Services to Broward County Public Schools
GOB Renovations for Lauderdale Lakes Middle School, Project No. 001637

Dear Mr. Corbin:

Jorge A Gutierrez Architect LLC is pleased to provide the following proposal for professional design services.

A. PROJECT SCOPE:

The Fee Proposal is based on the scope breakdown as shown in the ADEFP and SMART detailed deficiency listing.

B. PROJECT Fixed Limit of Construction Cost (FLCC):

The District's FLCC is approximately \$4,358,492.00

C. BASIC SERVICES / ESTIMATED SUBMITTAL SCHEDULE:

1. Pre-Design review and report
2. Construction Documents 30% submittal
3. Construction Documents 60% submittal
4. Construction Documents 90% submittal
5. Construction Documents 100% submittal
6. Bidding (or Negotiation) and Award
7. Construction Administration through Final Completion
8. Project Closeout
9. Warranty

Project Development Schedule is attached

D. COMPENSATION:

1. The basic compensation for Professional Services outlined above is \$382,422.00, including Pre-Design review and report.

The Schedule of Payment, per basic Services / Submittals is as follows:


1. Pre-Design Services	\$ 18,626.00
2. Construction Documents 30% submittal	\$ 47,141.00
3. Construction Documents 60% submittal	\$ 93,198.00
4. Construction Documents 90% submittal	\$ 55,842.00
5. Construction Documents 100% submittal	\$ 55,842.00
6. Bidding Negotiation and Award	\$ 18,634.00
7. Administration of the Contract for Construction	\$ 85,663.00
8. Project Closeout	\$ 3,739.00
9. Warranty Administration	\$ 3,739.00
Total for Basic Services	\$ 382,422.00

2. Additional Fees (as required):
- a. Underground utilities survey – GPR \$ 8,900.00
 - b. Hydraulic Flow Test for Fire Sprinklers design \$ 1,000.00
 - c. Selective destructive testing and reconstruction \$10,000.00
 - d. Reimbursable printing expenses \$ 3,678.00
 - e. Test and Balance of air distribution system
(included in construction cost - listed deficiency)
 - f. Surveying (included in basic services fee)

E. M/WBE PARTICIPATION:


CONSULTANT	%	RFQ	%	CURRENT
Jorge A Gutierrez Architect LLC - Architecture		61		56.5
Lakdas Yohalem Engineering Inc – Structural Engineering		5		4
ACES Engineering Inc – Roofing Consulting		4		3
Ross Engineering Inc – Civil Engineering		3		4
Brown and Phillips, Inc - Surveying		2		2.5

Respectfully submitted,



Jorge A. Gutierrez, A.I.A.

Project Development Schedule - Lauderdale Lakes MS				
ID	Task Mode	Task Name	Duration	
1		Pre Design	7 days	5/12
2		Construction Documents (30%)	28 days	
3		Plan Review 30% CD	14 days	
4		Construction Documents (60%)	35 days	
5		Plan Review Construction Documents 60%	21 days	
6		90% Construction Documents	28 days	
7		Plan Review 90% CD	5 days	
8		100% Construction Documents	21 days	
9		100% CD Submittal	0 days	
10		Building Department Plan Review	21 days	
11		Design Professional Responses	14 days	
12		Building Department Plan Review	14 days	
13		Permit Approval	1 day	
14		Procurement	122 days	
15		Construction	238 days	
16		Warranty	365 days	



Project: Project Development Schedule Date: Mon 5/23/16	Task		Manual Summary Rollup	
	Split		Manual Summary	
	Milestone		Start-only	
	Summary		Finish-only	
	Project Summary		External Tasks	
	Inactive Task		External Milestone	
	Inactive Milestone		Deadline	
	Inactive Summary		Progress	
	Manual Task		Manual Progress	
	Duration-only			

CYPRESS ELEMENTARY SCHOOL RENOVATIONS																																
G09 PROJECT NUMBER 001412																																
A/E SERVICES FEE PROPOSAL																																
5/23/2016																																
Consulting Services			PRE-DESIGN			30% COMPLETE			CD 60% COMPLETE			CD 90% COMPLETE			CD 100% COMPLETE			BIDDING/AWARD			CA			CLOSEOUT			WARRANTY			TOTAL		
ARCHITECT	Raw Billing Rate	Multiplier	Hourly	Hours	Fee	Hours	Fee	Hours	Fee	Hours	Fee	Hours	Fee	Hours	Fee	Hours	Fee	Hours	Fee	Hours	Fee	Hours	Fee	Hours	Fee	Hours	Fee	Hours	Fee			
Project Manager	\$ 40.00	2.375	\$ 95.00	22	\$ 2,090	30	\$ 2,850	60	\$ 5,700	32	\$ 3,040	32	\$ 3,040	99	\$ 3,420	216	\$ 20,520	4	\$ 360	4	\$ 360	436	\$ 41,420									
Project Architect	\$ 30.00	3	\$ 90.00	24	\$ 2,160	39	\$ 3,510	84	\$ 7,560	52	\$ 4,680	52	\$ 4,680	30.52	\$ 2,747	32	\$ 2,880	9.48	\$ 853	9.48	\$ 853	332.48	\$ 29,923									
Staff Architect	\$ 25.00	3.2	\$ 80.00	23,976	\$ 1,918	36,0375	\$ 3,123	84	\$ 6,720	52	\$ 4,160	52	\$ 4,160	0	\$ -	14,976	\$ 1,166	0	\$ -			285,9375	\$ 21,247									
Staff Architect	\$ 18.00	3.333	\$ 60.00		\$ -		\$ -	85.86	\$ 5,153	83.33	\$ 3,200	83.33	\$ 3,200	0	\$ -		\$ -					192.54	\$ 11,552									
Senior Architect	\$ 40.00	2.375	\$ 95.00		\$ -		\$ 2,850	60	\$ 5,700	36	\$ 3,420	36	\$ 3,420		\$ -	40	\$ 3,800					202	\$ 19,190									
ARCHITECT TOTALS			69.875	\$ 6,166	136.0375	\$ 12,333	373.86	\$ 30,833	225.33	\$ 18,500	225.33	\$ 18,500	66.92	\$ 6,167	302.976	\$ 28,366	13.46	\$ 1,233	13.46	\$ 1,233	1428.0075	\$ 123,332										
CIVIL ENGINEER			Raw Billing Rate	Multiplier	Hourly	Hours	Fee	Hours	Fee	Hours	Fee	Hours	Fee	Hours	Fee	Hours	Fee	Hours	Fee	Hours	Fee	Hours	Fee	Hours	Fee	Hours	Fee	Hours	Fee			
Project Manager	\$ 45.11	2.65	\$ 120.00	2.5	\$ 300	4	\$ 480	8	\$ 960	4	\$ 480	4	\$ 480	2	\$ 240	8	\$ 960	0.8	\$ 60	0.8	\$ 60	33.5	\$ 4,020									
Staff Engineer	\$ 37.89	2.65	\$ 100.00	2.25	\$ 225	5.7	\$ 570	16.04	\$ 1,664	10.84	\$ 1,094	10.84	\$ 1,094	2.85	\$ 285	14.54	\$ 1,454	0.45	\$ 45	0.45	\$ 45	64.76	\$ 6,476									
Staff Engineer			\$ -	0	\$ -	0	\$ -	0	\$ -	0	\$ -	0	\$ -	0	\$ -	0	\$ -	0	\$ -	0	\$ -	0	\$ -									
			\$ -	0	\$ -	0	\$ -	0	\$ -	0	\$ -	0	\$ -	0	\$ -	0	\$ -	0	\$ -	0	\$ -	0	\$ -									
CIVIL ENGINEER TOTALS			4.35	\$ 525	8.7	\$ 1,050	24.84	\$ 2,624	14.84	\$ 1,574	14.84	\$ 1,574	4.65	\$ 525	22.94	\$ 2,414	0.85	\$ 105	0.85	\$ 105	98.26	\$ 10,496										
SURVEYING			Raw Billing Rate	Multiplier	Hourly	Hours	Fee	Hours	Fee	Hours	Fee	Hours	Fee	Hours	Fee	Hours	Fee	Hours	Fee	Hours	Fee	Hours	Fee	Hours	Fee	Hours	Fee	Hours	Fee			
Project Manager			\$ 125.00	0	\$ -	0	\$ -	0	\$ -	0	\$ -	0	\$ -	0	\$ -	0	\$ -	0	\$ -	0	\$ -	0	\$ -									
Staff Survey			\$ 80.00	0	\$ -	0	\$ -	0	\$ -	0	\$ -	0	\$ -	0	\$ -	0	\$ -	0	\$ -	0	\$ -	0	\$ -									
Staff Survey			\$ 80.00	0	\$ -	0	\$ -	0	\$ -	0	\$ -	0	\$ -	0	\$ -	0	\$ -	0	\$ -	0	\$ -	0	\$ -									
SURVEYING TOTALS			0	\$ -	0	\$ 6,208	0	\$ -	0	\$ -	0	\$ -	0	\$ -	0	\$ -	0	\$ -	0	\$ -	0	\$ -	0	\$ 6,296								
ROOFING			Raw Billing Rate	Multiplier	Hourly	Hours	Fee	Hours	Fee	Hours	Fee	Hours	Fee	Hours	Fee	Hours	Fee	Hours	Fee	Hours	Fee	Hours	Fee	Hours	Fee	Hours	Fee	Hours	Fee			
Project Manager	\$ 40.00	2.75	\$ 110.00	15	\$ 165	2.75	\$ 303	6	\$ 660	3.75	\$ 413	3.75	\$ 413	1.5	\$ 165	8	\$ 880	0.25	\$ 28	0.25	\$ 28	26.76	\$ 3,273									
Staff Technical	\$ 30.91	2.75	\$ 85.00	1.74	\$ 150	3.64	\$ 327	6.1647	\$ 684	6.2589	\$ 532	6.2589	\$ 532	1.74	\$ 150	6.68	\$ 588	0.44	\$ 37	0.42	\$ 36	30.885	\$ 3,026									
ROOFING TOTALS			3.294	\$ 315	6.898	\$ 630	16.1647	\$ 1,574	10.0095	\$ 945	10.0095	\$ 945	3.294	\$ 315	14.68	\$ 1,440	0.69	\$ 65	0.67	\$ 63	65.345	\$ 6,296										
STRUCTURAL			Raw Billing Rate	Multiplier	Hourly	Hours	Fee	Hours	Fee	Hours	Fee	Hours	Fee	Hours	Fee	Hours	Fee	Hours	Fee	Hours	Fee	Hours	Fee	Hours	Fee	Hours	Fee	Hours	Fee			
Project Manager			\$ 90.00	2.5	\$ 225	4	\$ 360	10	\$ 900	7	\$ 630	7	\$ 630	2.5	\$ 225	13.45	\$ 1,211	0.81	\$ 73	0.81	\$ 73	48.06	\$ 4,327									
Staff Engineer			\$ 60.00	2.366	\$ 142	6.25	\$ 375	15.62	\$ 937	7.866	\$ 472	7.866	\$ 472	2.366	\$ 142	8	\$ 480	0	\$ -	0	\$ -	60.334	\$ 3,020									
STRUCTURAL ENGINEER TOTALS			4.866	\$ 367	10.25	\$ 735	25.62	\$ 1,537	14.886	\$ 1,102	14.886	\$ 1,102	4.866	\$ 367	21.46	\$ 1,691	0.81	\$ 73	0.81	\$ 73	86.414	\$ 7,347										
MECHANICAL			Raw Billing Rate	Multiplier	Hourly	Hours	Fee	Hours	Fee	Hours	Fee	Hours	Fee	Hours	Fee	Hours	Fee	Hours	Fee	Hours	Fee	Hours	Fee	Hours	Fee	Hours	Fee	Hours	Fee			
Principal	\$ 78.92	3.1	\$ 243.65	2.2	\$ 525	3.2	\$ 525	6.6	\$ 1,574	4.3	\$ 1,025	4.3	\$ 1,025	2.2	\$ 525	3.3	\$ 787	0	\$ -	0	\$ -	25.1	\$ 5,985									
Project Manager	\$ 42.11	3.1	\$ 130.54	2.99	\$ 390	5.96	\$ 778	12	\$ 1,566	7.6745	\$ 989	7.6745	\$ 989	2.99	\$ 390	29.75	\$ 2,709	2.1	\$ 274	2.1	\$ 274	84.039	\$ 8,360									
Senior Engineer	\$ 42.11	3.1	\$ 130.54	3	\$ 392	6	\$ 783	12	\$ 1,566	8	\$ 1,044	8	\$ 1,044	3	\$ 392	19.245	\$ 2,512	0	\$ -	0	\$ -	59.245	\$ 7,734									
CAD Operator	\$ 25.27	3.1	\$ 78.34	0.8	\$ 47	10	\$ 783	34.399	\$ 2,710	18	\$ 1,410	18	\$ 1,410	0.6	\$ 47	6	\$ 470	0	\$ -	0	\$ -	47.799	\$ 6,678									
Administrative Assistant	\$ 18.96	3.1	\$ 58.78	3.3	\$ 104	3.65	\$ 226	5.5	\$ 323	3	\$ 176	3	\$ 176	3.3	\$ 194	11	\$ 647	0.6	\$ 35	0.6	\$ 35	34.15	\$ 2,007									
MECHANICAL ENGINEER TOTALS			12.09	\$ 1,548	28.01	\$ 3,096	70.89	\$ 7,741	48.8745	\$ 4,645	48.8745	\$ 4,645	12.09	\$ 1,548	60.285	\$ 7,124	2.7	\$ 309	2.7	\$ 309	270.333	\$ 30,964										
ELECTRICAL			Raw Billing Rate	Multiplier	Hourly	Hours	Fee	Hours	Fee	Hours	Fee	Hours	Fee	Hours	Fee	Hours	Fee	Hours	Fee	Hours	Fee	Hours	Fee	Hours	Fee	Hours	Fee	Hours	Fee			
Principal	\$ 78.92	3.1	\$ 243.65	1	\$ 238	1.4	\$ 334	3.75	\$ 894	2.5	\$ 596	2.5	\$ 596	1	\$ 238	2	\$ 477	0	\$ -	0	\$ -	14.15	\$ 3,374									
Project Manager	\$ 42.11	3.1	\$ 130.54	2	\$ 261	2	\$ 261	5	\$ 653	3	\$ 392	3	\$ 392	2	\$ 261	8	\$ 1,044	1	\$ 131	1	\$ 131	27	\$ 3,525									
Senior Engineer	\$ 42.11	3.1	\$ 130.54	1.17	\$ 153	2	\$ 261	5	\$ 653	2.5	\$ 326	2.5	\$ 326	1.17	\$ 153	7.8399	\$ 997	0	\$ -	0	\$ -	21.8799	\$ 2,669									
CAD Operator	\$ 25.27	3.1	\$ 78.34	0.3	\$ 24	6.319	\$ 495	15.818	\$ 1,239	8.6617	\$ 773	8.6617	\$ 773	0.3	\$ 24	5	\$ 392	0	\$ -	0	\$ -	47.404	\$ 3,718									
Administrative Assistant	\$ 18.96	3.1	\$ 58.78	1	\$ 59	2	\$ 116	4	\$ 232	2	\$ 118	2	\$ 118	1	\$ 59	8	\$ 470	0.29	\$ 17	0.28	\$ 16	20.57	\$ 1,209									
ELECTRICAL ENGINEER TOTALS			5.87	\$ 735	13.718	\$ 1,469	33.968	\$ 3,674	19.8617	\$ 2,204	19.8617	\$ 2,204	5.87	\$ 735	30.6399	\$ 3,380	1.29	\$ 148	1.28	\$ 147	151.803	\$ 14,683										
PLUMBING			Raw Billing Rate	Multiplier	Hourly	Hours	Fee	Hours	Fee	Hours	Fee	Hours	Fee	Hours	Fee	Hours	Fee	Hours	Fee	Hours	Fee	Hours	Fee	Hours	Fee	Hours	Fee	Hours	Fee			
Principal	\$ 78.92	3.1	\$ 243.65	0.75	\$ 179	1	\$ 238	1.2	\$ 286	0.8	\$ 191	0.8	\$ 191	0.75	\$ 179	0.6																

Design Fees for Owner Changes - Attachment 6.b

CONSTRUCTION CONTRACT VALUE	FEE PERCENTAGE		
	PROJECT COMPLEXITY (see Definitions Below)		
	Non Complex	Intermediate	Complex
Less than \$1M	10.00%	11.00%	12.00%
\$1M - <\$2M	8.00%	9.00%	10.00%
\$2M - <\$4M	7.50%	8.50%	9.50%
\$4M - <\$10M	7.00%	8.00%	9.00%
\$10M - <\$15M	6.50%	7.50%	8.50%
\$15M - <\$20M	6.00%	7.00%	8.00%
\$20M - \$40M	5.80%	6.50%	7.50%

PROJECT COMPLEXITY - DEFINITIONS

NON COMPLEX:

- Includes basic architectural and/or civil work and roofing
- Electrical – 110V only
- Mechanical – simple replacement of components
- Plumbing – replacement of fixtures and immediate piping
- Civil – trenching, slabs on grade, fencing, sidewalks, landscaping

INTERMEDIATE – (Non Complex plus)

- Includes Architectural, Civil and MEP
- Architectural – renovations to exterior non-load bearing walls, windows, doors
- Mechanical – replacement of components and existing controls
- Fire – minor revision to sprinkler systems
- Electrical – 110/220V systems
- Plumbing – new/modifications to distribution

COMPLEX – (Intermediate plus)

- Includes multi-discipline work including civil, architectural, MEP, fire protection and controls system
- Mechanical - Major equipment and controls system
- Electrical – High voltage, 480V, 220V & 110V
- Fire – Sprinkler system and controls systems
- Plumbing – above & below grade

Supplemental Services

1.0 The services listed below are normally considered to be beyond the scope of Basic Services as defined in this Agreement. If the item or items below are listed in your specific Project Scope then the items are considered Basic Services for your specific Project. If the scope of services is requested after the initial Authorization to Proceed, then standard procedure for a design scope change is to be followed to establish the cost for the change prior to the work being accomplished.

2.0 Scope Items

- 2.1 Providing special analysis of the Owner's needs, and special detailed programming requirements for a project.
- 2.2 If the project needs are so unique that a special analysis of the requirements is necessary to establish a more detailed program.
- 2.3 Providing financial feasibility, or other special studies.
- 2.4 Providing planning surveys, site evaluations, or comparative studies of prospective sites.
- 2.5 Providing services relative to future facilities, systems and equipment which are not intended to be constructed as part of the current Project's construction phase.
- 2.6 Providing services to make measured drawings or partial measured drawings of the existing site or facilities.
- 2.7 Providing the services of a cost estimating firm beyond the basic services described in the contract. The choice of the estimating firm, qualifications of the firm and the terms of employment of the firm shall be approved in writing in advance by the Owner or may be the Owner's independent cost estimator.
- 2.8 Providing interior design services required for or in connection with the selection of furniture or furnishings, except equipment included in the Construction Contract and identified in the educational specifications.
- 2.9 Providing investigations and making detailed appraisals and valuations of existing facilities, and surveys or inventories required in connection with construction performed by the Owner.
- 2.10 Providing the services of one or more full-time Construction Inspector during construction; including the services of a Special Threshold Inspector.
- 2.11 Providing extended assistance beyond that provided under Basic Services for the initial start-up, testing, adjusting and balancing of any equipment or system; extended training of Owner's personnel in operation and maintenance of equipment and systems, and consultation during such training; and preparation of operating and maintenance manuals, other than those provided by the Contractor, subcontractor, or equipment manufacturer.
- 2.12 Providing consultation concerning replacement of any Work damaged or built inconsistent with the Contract Drawings, providing the cause is found by the Owner to be other than by fault of the Design Professional.
- 2.13 Providing consultation concerning replacement of any Work damaged by fire or other cause during construction, and furnishing services as may be required in connection with the replacement of such Work.

- 2.14 Preparing revisions of Schematic Design, Design Development, and Construction Document Phase Documents previously approved in writing by Owner, when so directed in writing by Owner. Standard change process to be utilized. Compensation for Supplemental Services will not be paid for revisions due to design errors or omissions. Compensation for Supplemental Services will not be paid for revisions due to bids exceeding the "fixed limit of construction cost," unless the Design Professional has previously projected cost overruns at the Design Development Phase.
- 2.15 Providing services made necessary by the default of the Contractor, or any major unanticipated defects or deficiencies in the Work of the Contractor or any Sub-contractor.
- 2.16 Preparing change orders and related documents for significant changes in the scope of the project as requested by the Owner in writing. Compensation for Supplemental Services will not be paid for revisions due to design errors or omissions.
- 2.17 Review of extensive claims by the Contractor or others relating to the Project.
- 2.18 Providing revisions in drawings, specifications or other documents required by the enactment or revision of codes, laws or regulations subsequent to the preparation of such documents.
- 2.19 Preparing to serve or serving as an expert witness in connection with any public hearing, arbitration proceeding or legal proceeding.
- 2.20 Providing services after certification to the Owner of that Final Certificate for payment, and said payment has been made to the Contractor.
- 2.21 Providing any other services not otherwise included in this Agreement or not customarily furnished in accordance with generally accepted Architectural Practice related directly to construction.
- 2.22 The Design Professional shall be compensated for reviewing re-submittals after the first re-submittal of a respective submittal as a reimbursable expense with the Owner reimbursed by the Contractor under provisions of the Contract Documents. The Owner is to be advised in writing prior to performing the third review.
- 2.23 Investigative demolition work to determine existing conditions.

Electronic Media Requirements

All Work product for all projects, requires hard copies, electronic copies (PDF) and electronic original copies. The electronic media requirements are as listed below.

ELECTRONIC MEDIA

1.0 General Information

- 1.1 The School Board of Broward County, Florida contracts with one or more Internet bid advertising and distribution services. The Design Professional shall post the complete bid package to these services upon written notification by the Owner. The posted documents shall be read only documents and the file format shall be PDF.

2.0 Software Requirements

2.1 Word Processing

- 2.1.1 Provide word processing files in Microsoft Word for Windows compatible file formats including all information necessary for remote printing.

2.2 Spreadsheets

- 2.2.1 Provide spreadsheet files in Microsoft Excel for windows compatible file formats including all information necessary for remote printing.

2.3 Computer aided Design and Drafting

- 2.3.1 Provide all CADD files as AutoCAD 2010 files, Window's version.

3.0 CAD Standards

3.1 Standard plotted drawing size: 24 inch x 36 inch or 30 inch x 42 inch sheets.

- 3.1.1 All sheets within a set shall be the same size unless pre-approved otherwise. (for example survey sheets)

3.2 Design Professional shall provide to the Owner the standard file naming Protocol they will be utilizing.

3.3 CAD File Layering

- 3.3.1 Conform to the most up to date guidelines defined by the American Institute of Architects (AIA) standard document, "CAD Layer Guidelines."

- 3.3.2 Provide the required Layering for the Florida Inventory of Schoolhouses (F.I.S.H.) documents

- 3.3.1.1 The F.I.S.H. layering scheme is not available on-line. It can be requested through:

Facility Planning and Real Estate
600 SE 3rd Avenue, Fort Lauderdale, FL 33312 754-321-1932

- 3.3.3 Provide a separate list of all layers which do not conform to the standard AIA CAD Layer Guidelines or the FISH layering scheme.
- 3.4 No custom hatch patterns shall be utilized.
- 3.5 All symbols and blocks to have descriptive names
- 4.0 Electronic Media Delivery Requirements
 - 4.1 Transmittals shall include the following
 - 4.1.1 The Project Number, Project Title and date
 - 4.1.2 The Facility Name
 - 4.1.3 The submittal type
 - 4.1.4 The format and version of the software.
 - 4.1.5 An attached Listing of file names with the latest document publish dates
 - 4.2 All electronic media shall contain an attached label which shall identify 4.1.1, 4.1.2, and 4.1.3.
 - 4.3 Document clean-up
 - 4.3.1 Before a CADD file is placed on the delivery electronic digital media, the following procedures shall be performed:
 - 4.3.1.1 Purge all files and remove all extraneous graphics outside the border area.
 - 4.3.1.2 Make sure all reference files are attached without device path
 - 4.3.1.3 All required project files both graphic and nongraphic, shall include color tables, pen tables, font libraries, block libraries, user command files, plot files, etc. All project related blocks must be provided to the Owner as a part of the electronic digital deliverables.
 - 4.3.1.4 Make sure that all support files such as those listed above are in the same directory and that references to those files do not include device Path.
 - 4.4 The following Plot File Development and Project Documentation Information shall be submitted as an enclosure or attachment to the transmittal letter provided with each electronic digital media submittal.
 - 4.4.1 Documentation of the plot files for each drawing which will be needed to be able to allow identical plotting by the Owner at a later date. This documentation shall include the plotter configuration (e.g., name and model of plotter), pen settings, drawing orientation, drawing

size, and any other special instructions.

4.4.2 Instructions concerning how to generate plotted, drawings from the provided plot files.

4.5 Provide all symbols and blocks used in the project in a separate files.

4.6 List of all database/spreadsheet files associated with each drawing, as well as a description and documentation of the database format.

5.0 Ownership: Refer to Agreement for specific Owner and Design Professional's rights.

6.0 Documents for the Construction Contractor:

6.1 The Owner and the Design Professional shall make various electronic information available to the Contractor during the Construction phase of the Project.

7.0 Where electronic media submittals of final site surveys are required: Provide electronic copies of any existing site survey data already on electronic media.

8.0 At the Contractors option, the Design Professional will provide the Contractor one set of AutoCAD (.dwg) electronic file format contract drawings, to be used for as built drawings at the Contractor's option. Note that the Architect's name and information to be removed.

DISCLOSURE OF POTENTIAL CONFLICT OF INTEREST AND CONFLICTING EMPLOYMENT OR
CONTRACTUAL RELATIONSHIP

In accordance with the RFQ, each Proposer must disclose, in its RFQ, the names of any employees who are employed by Proposer who are also an employee of SBBC. Persons identified below may have obligations and restrictions applicable to them under Chapter 112, Florida Statutes.

Name of Proposer's Employee	SBBC Title or Position of Proposer's Employee	SBBC Department/ School of Proposer's Employee
_____	_____	_____
_____	_____	_____
_____	_____	_____
_____	_____	_____
_____	_____	_____
_____	_____	_____

Check one of the following and sign:

- I hereby affirm that there are no known persons employed by Proposer who are also an employee of SBBC.
- I hereby affirm that all known persons who are employed by Proposer, who are also an employee of SBBC, have been identified above.



Signature

Jorge A Gutierrez Architect LLC

Company Name

Jorge A Gutierrez

Name of Official

20801 Biscayne Blvd., 4th Floor

Business Address

Aventura, Fl 33180

City, State, Zip Code

Design Professional Company Name: _____

Monthly Utilization Reports to be Submitted to: The School Board of Broward County, Florida Supplier Diversity & Outreach Program 7720 West Oakland Park Boulevard, Suite 323 Sunrise, FL 33351-6704						754-321-0550 Telephone 754-321-0934 FAX
Monthly M/WBE Utilization Report This report is to be provided monthly to coincide with the Design Professionals monthly billing.						
1. Reporting Period From: _____ Reporting Period To: _____						
This report is to be mailed directly to the Supplier Diversity & Outreach Program.						
Design Professional Information						
ADDRESS OF DESIGN PROFESSIONAL _____ Additional services listing _____ Current Totals	CONTRACT AMOUNT (if applicable)	LENGTH OF CONTRACT	CONTRACT START DATE	CONTRACT END DATE	Contract M/WBE Goal %	
SUPPLIER DIVERSITY & OUTREACH PROGRAM VENDOR INFORMATION						
NAME OF CERTIFIED M/WBE CONSULTANT	WORK DESCRIPTION	AMOUNT DRAWN/PAID TO VENDOR	AMOUNT FOR WORK PERFORMED DURING MONTH	AMOUNT PAID TO DATE	% of TOTAL PAID TO CONTRACT AMOUNT	
Current Totals _____ Company Official's Signature & Title: _____ Phone # (_____) _____ Date: _____						

Request for Taxpayer Identification Number and Certification

**Give Form to the
requester. Do not
send to the IRS.**

Print or type See Specific Instructions on page 2.	1 Name (as shown on your income tax return). Name is required on this line; do not leave this line blank. JORGE A GUTIERREZ ARCHITECT LLC		
	2 Business name/disregarded entity name, if different from above		
	3 Check appropriate box for federal tax classification; check only one of the following seven boxes: <input type="checkbox"/> Individual/sole proprietor or single-member LLC <input checked="" type="checkbox"/> Limited liability company. Enter the tax classification (C=C corporation, S=S corporation, P=partnership) ▶ S <small>Note. For a single-member LLC that is disregarded, do not check LLC; check the appropriate box in the line above for the tax classification of the single-member owner.</small> <input type="checkbox"/> Other (see instructions) ▶		4 Exemptions (codes apply only to certain entities, not individuals; see instructions on page 3): Exempt payee code (if any) _____ Exemption from FATCA reporting code (if any) _____ <small>(Applies to accounts maintained outside the U.S.)</small>
	5 Address (number, street, and apt. or suite no.) 20801 Biscayne Blvd., 4th Floor		Requester's name and address (optional)
	6 City, state, and ZIP code Aventura, FL 33180		
	7 List account number(s) here (optional)		

Part I Taxpayer Identification Number (TIN)

Enter your TIN in the appropriate box. The TIN provided must match the name given on line 1 to avoid backup withholding. For individuals, this is generally your social security number (SSN). However, for a resident alien, sole proprietor, or disregarded entity, see the Part I instructions on page 3. For other entities, it is your employer identification number (EIN). If you do not have a number, see *How to get a TIN* on page 3.

Note. If the account is in more than one name, see the instructions for line 1 and the chart on page 4 for guidelines on whose number to enter.

Social security number										
or										
Employer identification number										
2	7		-	3	9	7	6	8	4	1

Part II Certification

Under penalties of perjury, I certify that:

- The number shown on this form is my correct taxpayer identification number (or I am waiting for a number to be issued to me); and
- I am not subject to backup withholding because: (a) I am exempt from backup withholding, or (b) I have not been notified by the Internal Revenue Service (IRS) that I am subject to backup withholding as a result of a failure to report all interest or dividends, or (c) the IRS has notified me that I am no longer subject to backup withholding; and
- I am a U.S. citizen or other U.S. person (defined below); and
- The FATCA code(s) entered on this form (if any) indicating that I am exempt from FATCA reporting is correct.

Certification instructions. You must cross out item 2 above if you have been notified by the IRS that you are currently subject to backup withholding because you have failed to report all interest and dividends on your tax return. For real estate transactions, item 2 does not apply. For mortgage interest paid, acquisition or abandonment of secured property, cancellation of debt, contributions to an individual retirement arrangement (IRA), and generally, payments other than interest and dividends, you are not required to sign the certification, but you must provide your correct TIN. See the instructions on page 3.

Sign Here	Signature of U.S. person ▶	Date ▶ 6-6-2016
------------------	----------------------------	------------------------

General Instructions

Section references are to the Internal Revenue Code unless otherwise noted.

Future developments. Information about developments affecting Form W-9 (such as legislation enacted after we release it) is at www.irs.gov/fw9.

Purpose of Form

An individual or entity (Form W-9 requester) who is required to file an information return with the IRS must obtain your correct taxpayer identification number (TIN) which may be your social security number (SSN), individual taxpayer identification number (ITIN), adoption taxpayer identification number (ATIN), or employer identification number (EIN), to report on an information return the amount paid to you, or other amount reportable on an information return. Examples of information returns include, but are not limited to, the following:

- Form 1099-INT (interest earned or paid)
- Form 1099-DIV (dividends, including those from stocks or mutual funds)
- Form 1099-MISC (various types of income, prizes, awards, or gross proceeds)
- Form 1099-B (stock or mutual fund sales and certain other transactions by brokers)
- Form 1099-S (proceeds from real estate transactions)
- Form 1099-K (merchant card and third party network transactions)

- Form 1098 (home mortgage interest), 1098-E (student loan interest), 1098-T (tuition)
- Form 1099-C (canceled debt)
- Form 1099-A (acquisition or abandonment of secured property)

Use Form W-9 only if you are a U.S. person (including a resident alien), to provide your correct TIN.

If you do not return Form W-9 to the requester with a TIN, you might be subject to backup withholding. See What is backup withholding? on page 2.

By signing the filled-out form, you:

- Certify that the TIN you are giving is correct (or you are waiting for a number to be issued),
- Certify that you are not subject to backup withholding, or
- Claim exemption from backup withholding if you are a U.S. exempt payee. If applicable, you are also certifying that as a U.S. person, your allocable share of any partnership income from a U.S. trade or business is not subject to the withholding tax on foreign partners' share of effectively connected income, and
- Certify that FATCA code(s) entered on this form (if any) indicating that you are exempt from the FATCA reporting, is correct. See *What is FATCA reporting?* on page 2 for further information.

In the cases below, the following person must give Form W-9 to the partnership for purposes of establishing its U.S. status and avoiding withholding on its allocable share of net income from the partnership conducting a trade or business in the United States:

- In the case of a disregarded entity with a U.S. owner, the U.S. owner of the disregarded entity and not the entity.
- In the case of a grantor trust with a U.S. grantor or other U.S. owner, generally, the U.S. grantor or other U.S. owner of the grantor trust and not the trust, and
- In the case of a U.S. trust (other than a grantor trust), the U.S. trust (other than a grantor trust) and not the beneficiaries of the trust.

Foreign person. If you are a foreign person or the U.S. branch of a foreign bank that has elected to be treated as a U.S. person, do not use Form W-9. Instead, use the appropriate Form W-8 or Form 8233 (see Publication 515, Withholding of Tax on Nonresident Aliens and Foreign Entities).

Nonresident alien who becomes a resident alien. Generally, only a nonresident alien individual may use the terms of a tax treaty to reduce or eliminate U.S. tax on certain types of income. However, most tax treaties contain a provision known as a "saving clause." Exceptions specified in the saving clause may permit an exemption from tax to continue for certain types of income even after the payee has otherwise become a U.S. resident alien for tax purposes.

If you are a U.S. resident alien who is relying on an exemption contained in the saving clause of a tax treaty to claim an exemption from U.S. tax on certain types of income, you must attach a statement to Form W-9 that specifies the following five items:

1. The treaty country. Generally, this must be the same treaty under which you claimed exemption from tax as a nonresident alien.
2. The treaty article addressing the income.
3. The article number (or location) in the tax treaty that contains the saving clause and its caption.
4. The type and amount of income that qualifies for the exemption from tax.
5. Sufficient facts to justify the exemption from tax under the terms of the treaty article.

Example. Article 20 of the U.S.-China income tax treaty allows an exemption from tax for scholarship income received by a Chinese student temporarily present in the United States. Under U.S. law, this student will become a resident alien for tax purposes if his or her stay in the United States exceeds 5 calendar years. However, paragraph 2 of the first Protocol to the U.S.-China treaty (dated April 20, 1984) allows the provisions of Article 20 to continue to apply even after the Chinese student becomes a resident alien of the United States. A Chinese student who qualifies for this exemption (under paragraph 2 of the first protocol) and is relying on this exemption to claim an exemption from tax on his or her scholarship or fellowship income would attach to Form W-9 a statement that includes the information described above to support that exemption.

If you are a nonresident alien or a foreign entity, give the requester the appropriate completed Form W-8 or Form 8233.

What is backup withholding? Persons making certain payments to you must under certain conditions withhold and pay to the IRS a percentage of such payments. This is called "backup withholding." Payments that may be subject to backup withholding include interest, tax-exempt interest, dividends, broker and barter exchange transactions, rents, royalties, nonemployee pay, payments made in settlement of payment card and third party network transactions, and certain payments from fishing boat operators. Real estate transactions are not subject to backup withholding.

You will not be subject to backup withholding on payments you receive if you give the requester your correct TIN, make the proper certifications, and report all your taxable interest and dividends on your tax return.

Payments you receive will be subject to backup withholding if:

1. You do not furnish your TIN to the requester.
2. You do not certify your TIN when required (see the Part II instructions on page 3 for details).
3. The IRS tells the requester that you furnished an incorrect TIN.
4. The IRS tells you that you are subject to backup withholding because you did not report all your interest and dividends on your tax return (for reportable interest and dividends only), or
5. You do not certify to the requester that you are not subject to backup withholding under 4 above (for reportable interest and dividend accounts opened after 1993 only).

Certain payees and payments are exempt from backup withholding. See **Exempt payee code** on page 3 and the separate instructions for the Requester of Form W-9 for more information.

Also see **Special rules for partnerships** on page 1.

What is FATCA reporting? The Foreign Account Tax Compliance Act (FATCA) requires a participating foreign financial institution to report all United States account holders that are specified United States persons. Certain payees are exempt from FATCA reporting. See **Exemption from FATCA reporting code** on page 3 and the instructions for the Requester of Form W-9 for more information.

Updating Your Information

You must provide updated information to any person to whom you claimed to be an exempt payee if you are no longer an exempt payee and anticipate receiving reportable payments in the future from this person. For example, you may need to provide updated information if you are a C corporation that elects to be an S corporation, or if you no longer are tax exempt. In addition, you must furnish a new Form W-9 if the name or TIN changes for the account, for example, if the grantor of a grantor trust dies.

Penalties

Failure to furnish TIN. If you fail to furnish your correct TIN to a requester, you are subject to a penalty of \$50 for each such failure unless your failure is due to reasonable cause and not to willful neglect.

Civil penalty for false information with respect to withholding. If you make a false statement with no reasonable basis that results in no backup withholding, you are subject to a \$500 penalty.

Criminal penalty for falsifying information. Willfully falsifying certifications or affirmations may subject you to criminal penalties including fines and/or imprisonment.

Misuse of TINs. If the requester discloses or uses TINs in violation of federal law, the requester may be subject to civil and criminal penalties.

Specific Instructions

Name

If you are an individual, you must generally enter the name shown on your income tax return. However, if you have changed your last name, for instance, due to marriage without informing the Social Security Administration of the name change, enter your first name, the last name shown on your social security card, and your new last name.

If the account is in joint names, list first, and then state, the name of the person or entity whose number you entered in Part I of the form.

Sole proprietor. Enter your individual name as shown on your income tax return on the "Name" line. You may enter your business, trade, or "doing business as (DBA)" name on the "Business name/disregarded entity name" line.

Partnership, C Corporation, or S Corporation. Enter the entity's name on the "Name" line and any business, trade, or "doing business as (DBA)" name on the "Business name/disregarded entity name" line.

Disregarded entity. For U.S. federal tax purposes, an entity that is disregarded as an entity separate from its owner is treated as a "disregarded entity." See Regulation section 301.7701-3(c)(2)(ii). Enter the owner's name on the "Name" line. The name of the entity entered on the "Name" line should never be a disregarded entity. The name on the "Name" line must be the name shown on the income tax return on which the income should be reported. For example, if a foreign LLC that is treated as a disregarded entity for U.S. federal tax purposes has a single owner that is a U.S. person, the U.S. owner's name is required to be provided on the "Name" line. If the direct owner of the entity is also a disregarded entity, enter the first owner that is not disregarded for federal tax purposes. Enter the disregarded entity's name on the "Business name/disregarded entity name" line. If the owner of the disregarded entity is a foreign person, the owner must complete an appropriate Form W-8 instead of a Form W-9. This is the case even if the foreign person has a U.S. TIN.

Note. Check the appropriate box for the U.S. federal tax classification of the person whose name is entered on the "Name" line (individual/sole proprietor, Partnership, C Corporation, S Corporation, Trust/ESTAT).

Limited Liability Company (LLC). If the person identified on the "Name" line is an LLC, check the "limited liability company" box only and enter the appropriate code for the U.S. federal tax classification in the space provided. If you are an LLC that is treated as a partnership for U.S. federal tax purposes, enter "P" for partnership. If you are an LLC that has filed a Form 8832 or a Form 8593 to be treated as a corporation, enter "C" for C corporation or "S" for S corporation, as appropriate. If you are an LLC that is disregarded as an entity separate from its owner under Regulation section 301.7701-3 (except for employment and excise tax), do not check the LLC box unless the owner of the LLC required to be identified on the "Name" line is another LLC that is not disregarded for U.S. federal tax purposes. If the LLC is disregarded as an entity separate from its owner, enter the appropriate tax classification of the owner identified on the "Name" line.

Other entities. Enter your business name as shown on required U.S. federal tax documents on the "Name" line. This name should match the name shown on the charter or other legal document creating the entity. You may enter any business, trade, or DBA name on the "Business name/disregarded entity name" line.

Exemptions

If you are exempt from backup withholding and/or FATCA reporting, enter in the Exemptions box, any code(s) that may apply to you. See **Exempt payee code** and **Exemption from FATCA reporting code** on page 3.

Exempt payee code. Generally, individuals (including sole proprietors) are not exempt from backup withholding. Corporations are exempt from backup withholding for certain payments, such as interest and dividends. Corporations are not exempt from backup withholding for payments made in settlement of payment card or third party network transactions.

Note. If you are exempt from backup withholding, you should still complete this form to avoid possible erroneous backup withholding.

The following codes identify payees that are exempt from backup withholding:

- 1—An organization exempt from tax under section 501(c), any IRA, or a custodial account under section 403(f)(7) if the account satisfies the requirements of section 401(a)(2)
- 2—The United States or any of its agencies or instrumentalities
- 3—A state, the District of Columbia, a possession of the United States, or any of their political subdivisions or instrumentalities
- 4—A foreign government or any of its political subdivisions, agencies, or instrumentalities
- 5—A corporation
- 6—A dealer in securities or commodities required to register in the United States, the District of Columbia, or a possession of the United States
- 7—A futures commission merchant registered with the Commodity Futures Trading Commission
- 8—A real estate investment trust
- 9—An entity registered at all times during the tax year under the Investment Company Act of 1940
- 10—A common trust fund operated by a bank under section 584(a)
- 11—A financial institution
- 12—A middleman known in the investment community as a nominee or custodian
- 13—A trust exempt from tax under section 664 or described in section 4047

The following chart shows types of payments that may be exempt from backup withholding. The chart applies to the exempt payee listed above, 1 through 13.

IF the payment is for . . .	THEN the payment is exempt for . . .
Interest and dividend payments	All exempt payees except for 7
Broker transactions	Exempt payees 1 through 4 and 5 through 11 and all C corporations. S corporations must not enter an exempt payee code because they are exempt only for sales of noncovered securities acquired prior to 2012.
Broker exchange transactions and patronage dividends	Exempt payees 1 through 4
Payments over \$500 required to be reported and direct sales over \$5,000 ¹	Generally, exempt payees 1 through 5 ²
Payments made in settlement of payment card or third party network transactions	Exempt payees 1 through 4

¹ See Form 1099-MISC, Miscellaneous Income, and its instructions.

² However, the following payments made to a corporation and reportable on Form 1099-MISC are not exempt from backup withholding: medical and health care payments, attorney's fees, gross proceeds paid to an attorney, and payments for services paid by a federal executive agency.

Exemption from FATCA reporting code. The following codes identify payees that are exempt from reporting under FATCA. These codes apply to persons submitting this form for accounts maintained outside of the United States by certain foreign financial institutions. Therefore, if you are only submitting this form for an account you hold in the United States, you may leave this field blank. Consult with the person requesting this form if you are uncertain if the financial institution is subject to these requirements.

- A—An organization exempt from tax under section 501(c) or any individual retirement plan as defined in section 7701(a)(37)
- B—The United States or any of its agencies or instrumentalities
- C—A state, the District of Columbia, a possession of the United States, or any of their political subdivisions or instrumentalities
- D—A corporation the stock of which is regularly traded on one or more established securities markets, as described in Reg. section 1.1472-1(c)(1)(i)
- E—A corporation that is a member of the same expanded affiliated group as a corporation described in Reg. section 1.1472-1(c)(1)(i)
- F—A dealer in securities, commodities, or derivative financial instruments (including notional principal contracts, futures, forwards, and options) that is registered as such under the laws of the United States or any state

- G—A real estate investment trust
- H—A regulated investment company as defined in section 851 or an entity registered at all times during the tax year under the Investment Company Act of 1940
- I—A common trust fund as defined in section 584(a)
- J—A bank as defined in section 561
- K—A broker
- L—A trust exempt from tax under section 664 or described in section 4047(a)(1)
- M—A tax exempt trust under a section 403(b) plan or section 457(b) plan

Part I. Taxpayer Identification Number (TIN)

Enter your TIN in the appropriate box. If you are a resident alien and you do not have and are not eligible to get an SSN, your TIN is your IRS individual taxpayer identification number (ITIN). Enter it in the social security number box. If you do not have an ITIN, see *How to get a TIN* below.

If you are a sole proprietor and you have an EIN, you may enter either your SSN or EIN. However, the IRS prefers that you use your SSN.

If you are a single-member LLC that is disregarded as an entity separate from its owner (see Limited Liability Company (LLC) on page 2), enter the owner's SSN for EIN. If the owner has one. Do not enter the disregarded entity's EIN. If the LLC is classified as a corporation or partnership, enter the entity's EIN.

Note. See the chart on page 4 for further clarification of name and TIN combinations.

How to get a TIN. If you do not have a TIN, apply for one immediately. To apply for an SSN, get Form SS-5, Application for a Social Security Card, from your local Social Security Administration office or get this form online at www.ssa.gov. You may also get this form by calling 1-800-772-1213. Use Form W-7, Application for IRS Individual Taxpayer Identification Number, to apply for an ITIN, or Form SS-4, Application for Employer Identification Number, to apply for an EIN. You can apply for an EIN online by accessing the IRS website at www.irs.gov/bussales and clicking on Employer Identification Number (EIN) under Starting a Business. You can get Forms W-7 and SS-4 from the IRS by visiting IRS.gov or by calling 1-800-TAX-FORM (1-800-829-3678).

If you are asked to complete Form W-9 but do not have a TIN, apply for a TIN and write "Applied For" in the space for the TIN, sign and date the form, and give it to the requester. For interest and dividend payments, and certain payments made with respect to readily tradable instruments, generally you will have 60 days to get a TIN and give it to the requester before you are subject to backup withholding on payments. The 60-day rule does not apply to other types of payments. You will be subject to backup withholding on all such payments until you provide your TIN to the requester.

Note. Entering "Applied For" means that you have already applied for a TIN or that you intend to apply for one soon.

Caution: A disregarded U.S. entity that has a foreign owner must use the appropriate Form W-8.

Part II. Certification

To establish to the withholding agent that you are a U.S. person, or resident alien, sign Form W-9. You may be requested to sign by the withholding agent over: if items 1, 4, or 5 below indicate otherwise.

For a joint account, only the person whose TIN is shown in Part I should sign (when required). In the case of a disregarded entity, the person identified on the "Name" line must sign. Exempt payees, see Exempt payee code earlier.

Signature requirements. Complete the certification as indicated in items 1 through 5 below.

1. Interest, dividend, and broker exchange accounts opened before 1984 and broker accounts considered active during 1983. You must give your correct TIN, but you do not have to sign the certification.
2. Interest, dividend, broker, and broker exchange accounts opened after 1983 and broker accounts considered inactive during 1983. You must sign the certification or backup withholding will apply. If you are subject to backup withholding and you are merely providing your correct TIN to the requester, you must cross out item 2 in the certification before signing the form.
3. Real estate transactions. You must sign the certification. You may cross out item 2 of the certification.
4. Other payments. You must give your correct TIN, but you do not have to sign the certification unless you have been notified that you have previously given an incorrect TIN. "Other payments" include payments made in the course of the requester's trade or business for rents, royalties, goods (other than bills for merchandise), medical and health care services (including payments to corporations), payments to a nonemployee for services, payments made in settlement of payment card and third party network transactions, payments to certain fishing boat crew members and fishermen, and gross proceeds paid to attorneys (including payments to corporations).
5. Mortgage interest paid by you, acquisition or abandonment of secured property, cancellation of debt, qualified tuition program payments (under section 529), IRA, Coverdell ESA, Archer MSA or MSA contributions or distributions, and pension distributions. You must give your correct TIN, but you do not have to sign the certification.

What Name and Number To Give the Requestor

For this type of account:	Give name and SSN of:
1. Individual	The individual
2. Two or more individuals (joint account)	The actual owner of the account or, if combined funds, the first individual on the account ¹
3. Custodian account of a minor (Uniform Gift to Minors Act)	The minor ²
4. a. The usual revocable savings trust (grantor is also trustee) b. So-called trust account that is not a legal or valid trust under state law	The grantor-trustee ³ The actual owner ³
5. Sole proprietorship or disregarded entity owned by an individual	The owner ⁴
6. Grantor trust filing under Optional Form 1099 Filing Method 1 (see Regulation section 1.671-4)(b)(2)(A))	The grantor ⁴
For this type of account:	Give name and EIN of:
7. Disregarded entity not owned by an individual	The owner
8. A valid trust, estate, or pension trust	Legal entity ⁵
9. Corporation or LLC electing corporate status on Form 8832 or Form 2553	The corporation
10. Association, club, religious, charitable, educational, or other tax-exempt organization	The organization
11. Partnership or multi-member LLC	The partnership
12. A broker or registered nominee	The broker or nominee
13. Account with the Department of Agriculture in the name of a public entity (such as a state or local government, school district, or prison) that receives agricultural program payments	The public entity
14. Grantor trust filing under the Form 1041 Filing Method or the Optional Form 1099 Filing Method 2 (see Regulation section 1.671-4)(b)(2)(B))	The trust

¹ List first and circle the name of the person whose number you furnish. If only one person on a joint account has an SSN, that person's number must be furnished.
² Circle the minor's name and furnish the minor's SSN.
³ You must show your individual name and you may also enter your business or "DBA" name on the "Business name/disregarded entity" name line. You may use either your SSN or EIN (if you have one), but the IRS discourages you to use your SSN.
⁴ List first and circle the name of the trust, estate, or pension trust. (Do not furnish the TIN of the personal representative or trustee unless the legal entity itself is not designated in the account file.) Also see "Special rules for partnerships on page 7."
⁵ Note: Grantor also must provide a Form W-9 to trustee of trust.

Note: If no name is circled when more than one name is listed, the number will be considered to be that of the first name listed.

Secure Your Tax Records from Identity Theft

Identity theft occurs when someone uses your personal information such as your name, social security number (SSN), or other identifying information, without your permission, to commit fraud or other crimes. An identity thief may use your SSN to get a job or may file a tax return using your SSN to receive a refund.

- To reduce your risk:
- Protect your SSN.
 - Ensure your employer is protecting your SSN, and
 - Be careful when choosing a tax preparer.

If your tax records are affected by identity theft and you receive a notice from the IRS, respond right away to the name and phone number printed on the IRS notice or letter.

If your tax records are not currently affected by identity theft but you think you are at risk due to a lost or stolen purse or wallet, questionable credit card activity or credit report, contact the IRS Identity Theft Helpline at 1-800-908-4490 or submit Form 14039.

For more information, see Publication 4535, Identity Theft Prevention and Victim Assistance.

Victims of identity theft who are experiencing economic harm or a system problem, or are seeking help in resolving tax problems that have not been resolved through normal channels, may be eligible for Taxpayer Advocate Service (TAS) assistance. You can reach TAS by calling the TAS toll-free case intake line at 1-877-777-4778 or TTY/relay 1-800-829-4859.

Protect yourself from suspicious emails or phishing schemes. Phishing is the creation and use of email and websites designed to mimic legitimate business emails and websites. The most common act is sending an email to seem falsely claiming to be an established legitimate enterprise in an attempt to scam the user into surrendering private information that will be used for identity theft.

The IRS does not initiate contacts with taxpayers via emails. Also, the IRS does not request personal detailed information through email or ask taxpayers for the PIN numbers, passwords, or similar secret access information for their credit card, bank, or other financial accounts.

If you receive an unsolicited email claiming to be from the IRS, forward the message to phishing@irs.gov. You may also report misuse of the IRS name, logo, or other IRS property to the Treasury Inspector General for Tax Administration at 1-800-368-4484. You can forward suspicious emails to the Federal Trade Commission at: spam@ftc.gov or contact them at www.ftc.gov/idtheft or 1-877-IDTHEFT (1-877-438-4388).

Visit IRS.gov to learn more about identity theft and how to reduce your risk.

Privacy Act Notice

Section 6109 of the Internal Revenue Code requires you to provide your correct TIN to persons (including federal agencies) who are required to file information returns with the IRS to report interest, dividends, or certain other income paid to you; mortgage interest you paid; the acquisition or abandonment of secured property; the cancellation of debt or contributions you made to an IRA, Archer MSA, or HSA. The person collecting this form uses the information on the form to file information returns with the IRS, reporting the above information. Routine uses of this information include giving it to the Department of Justice for civil and criminal litigation and to cities, states, the District of Columbia, and U.S. commonwealths and possessions for use in administering their laws. The information also may be disclosed to other countries under a treaty, to federal and state agencies to enforce civil and criminal laws, or to federal law enforcement and intelligence agencies to combat terrorism. You must provide your TIN whether or not you are required to file a tax return. Under section 3406, payors must generally withhold a percentage of taxable interest, dividend, and certain other payments to a payee who does not give a TIN to the payer. Certain penalties may also apply for providing false or fraudulent information.

**The School Board of Broward County, Florida
ACH Payment Agreement Form (ACH CREDITS)**

VENDOR NAME: JORGE A GUTIERREZ ARCHITECT LLC

Authorization Agreement

I (we) hereby authorize **The School Board of Broward County** to initiate automatic deposits (credits) to my account at the financial institution named below. Additionally, I authorize **The School Board of Broward County** to make the necessary debit entries/adjustments in the event that a credit entry is made in error.

Further, I agree not to hold **The School Board of Broward County** responsible for any delay or loss of funds due to incorrect or incomplete information supplied by me or by my financial institution or due to an error on the part of my financial institution in depositing funds to my account.

This agreement will remain in effect until **The School Board of Broward County** receives written notification of cancellation from me or my financial institution and that the origination of ACH transactions to my (our) account must comply with the provisions of U.S. law.

Account Information

Name of Bank or Financial Institution: JP Morgan Chase Bank N.A.

Branch/ State: Surfside, Florida


Routing No: 267084131

Account No: <u>916227168</u>	Checking <input checked="" type="checkbox"/>	Savings <input type="checkbox"/>
VENDOR AREA:		
Remittance Confirmation: (please select one) <u>JORGE@JAGAIA.COM</u>	Fax <input type="checkbox"/>	Email <input checked="" type="checkbox"/>
Federal Identification No. Vendor <u>27-3976841</u>	TAX ID# <input checked="" type="checkbox"/>	SS# <input type="checkbox"/>

Update Purchase Order Fax & Email Address

Centralized Fax Number _____ **Dept.** _____
Centralized Email JORGE@JAGAIA.COM **Dept.** _____
Centralized Phone No. 786-348-0980 **Dept.** _____

Signature

Authorized Signature (Primary) and Business title:  _____ **Date:** 6-7-2016

Authorized Signature (Joint) and Business title: _____ **Date:** _____

Please attach a VOIDED check to verify bank details and routing number.
 This form must be returned to: SBBC – Purchasing – Data Strategy Group
 7720 W. Oakland Park Blvd, Sunrise FL 33351 call: 754-321-0516 or fax # 754-321-0533

For Use by DATA STRATEGY GROUP

Vendor Account# _____ Date Entered _____ Initials: _____

THE SCHOOL BOARD OF BROWARD COUNTY, FLORIDA
SWORN STATEMENT PURSUANT TO SECTION 287.087, FLORIDA STATUTES, AS CURRENTLY ENACTED OR AS
AMENDED FROM TIME TO TIME, ON PREFERENCE TO BUSINESSES WITH DRUG-FREE WORKPLACE
PROGRAMS.

THIS FORM MUST BE SIGNED AND SWORN TO IN THE PRESENCE OF A NOTARY PUBLIC
OR OTHER OFFICIAL AUTHORIZED TO ADMINISTER OATHS.

This sworn statement is submitted to The School Board of Broward County, Florida,

by Jorge A Gutierrez AIA, Principal
(Print individual's name and title)

for Jorge A Gutierrez Architect LLC
(Print name of entity submitting sworn statement)

whose business address is
20801 Biscayne Blvd., 4th Floor, Aventura, Fl 33180

and (if applicable) its Federal Employer Identification Number (FEIN) is 27-3976841
(If the entity has no FEIN, include the Social Security Number of the individual signing this sworn statement:
_____.)

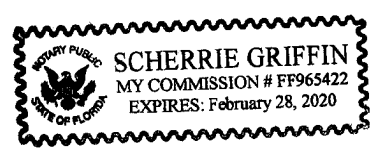
I certify that I have established a drug-free workplace program and have complied with the following:

1. Published a statement notifying employees that the unlawful manufacture, distribution, dispensing, possession, or use of a controlled substance is prohibited in the workplace and specifying the actions that will be taken against employees for violations of such prohibition.
2. Informed employees about the dangers of drug abuse in the workplace, the business' policy of maintaining a drug-free workplace, any available drug counseling, rehabilitation and employee assistance programs, and the penalties that may be imposed upon employees for drug abuse violations.
3. Given each employee engaged in providing the commodities or contractual services that are under bid a copy of the statement specified in subsection (1).
4. In the statement specified in subsection (1), notified the employees that, as a condition of working on the commodities or contractual services that are under bid, the employee will abide by the terms of the statement and will notify the employer of any conviction of, or plea of guilty or nolo contendere to, any violation of chapter 893 or of any controlled substance law of the United States or any state, for a violation occurring in the workplace no later than five days after such conviction.
5. Will impose a sanction on, or require the satisfactory participation in a drug abuse assistance or rehabilitation program if such is available in the employee's community by, any employee who is so convicted.
6. Am making a good faith effort to continue to maintain a drug-free workplace through implementation of this section.

Sworn to and subscribed before me this 6th day of June 2016
Personally Known _____
OR Produced identification Driver License
(Type of identification)

[Signature]
(Signature)

Notary Public - State of Florida
My commission expires February 28, 2020
Scherrie Griffin
(Printed, typed or stamped commissioned name of notary public)



ERRORS AND OMISSIONS PROCESS

DEFINITIONS

Construction Change Order Item (“COI”): A document (Document 01250g) which identifies a change to the Scope of Work of the Project and/or Contract Time, which may increase or reduce Contract Sum.

Contract Sum: The initial construction cost identified in the agreement between the Contactor and Owner for constructing the Scope of Work.

Change Order: A document presented to the Owner for approval and which consists of one or more COIs.

Project Consultant Error. A Change Order Category which changes the Scope of Work and/or Contract Time as a result of contract documents that call for items which are incorrect (wrong dimensions; incorrectly sized pipe, duct, and equipment; conflicts and interferences; etc.).

Project Consultant Omission. A Change Order Category which changes the Scope of Work and/or Contract Time as a result of a contract document that fails to include items necessary to the project, of which the Project Consultant should have been aware (utilities to equipment, missing architectural details, etc.).

E&O: Means or refers to Project Consultant Errors and/or Project Consultant Omissions as described herein above.

Owner’s Request. A Change Order Category which changes the Scope of Work and/or Contract Time as a result of a change approved by the Owner resulting from new and/or revised criteria, mission change, etc.; or a technical or administrative decision that results in a finished product equivalent to that originally required, where the original design is correct (relocating doors or equipment, changing types of material or equipment, etc.); or a phase design and/or construction change to the original scope of work of the project; or a value engineering change initiated by the construction contractor.

Premium Costs: The additional cost of a construction contract change that would not have been incurred if the work had been included in the original contract. More specifically, Premium Costs are dollar amounts paid for “non-value added work” that is required to correct a Project Consultant’s E&O. Non-value added work includes, but is not limited to, delays, inefficiencies, rework, or extra work as shown below, other than costs caused by the contractor and/or his subcontractors or suppliers or by other parties not under the control of the Project Consultant. Non-value added work can occur in three distinct situations:

- 1) Work delays or inefficiencies. The Premium Costs are costs the Owner paid or will pay to the contractor for delays or inefficiency damages caused by E&O;
- 2) Rework. The Premium Costs are the dollar amount of the original items of work that have to be removed and the costs to remove these items; and

- 3) Extra Work. The Premium Costs are the net difference between the final prices the Owner agrees to pay to the contractor and the cost the Owner would have incurred had the extra work been included in the original bid at letting.

Scope of Work: The work identified in the Construction Documents to be performed by the Contractor pursuant to the construction contract between Contractor and Owner.

Unforeseen condition. A Change Order Category which changes the Scope of Work and/or Contract Time as a result of an existing physical condition that conflicts with new work (underground utilities and rock, conflicts concealed in wall or ceiling), which could not reasonably have been determined by the Project Consultant during design.

Other: Definitions of additional terms appropriate to the legal approach underlying the agency’s treatment of design errors and omissions and recoverable costs.

The School Board of Broward County (SBBC) recognizes that no design can be 100-percent “perfect,” but the consultant is expected to exercise reasonable care in its work. Even the best of contracts and work performance will produce some errors and omissions.

SBBC pledges to work with consultants in good faith and on the basis of trust and respect in fulfilling the contracted design.

Problems in design will be communicated quickly to the consultant. The consultant will be involved in helping to resolve the matter and mitigate the potential damages.

SBBC will maintain good communication with the design consultant continually throughout the contract. (Misunderstandings in performance expectations often arise from lack of good communication.)

SBBC shall consider all relevant facts and information surrounding the consultant’s agreement and design performance, including mitigating circumstances.

SBBC’s priority is to avoid errors and omissions claims in the first place and the desire is to resolve E&O claims administratively rather than through litigation. Legal action is viewed as a last resort.

SBBC will seek to resolve design problems at the lowest organizational level possible.

Errors and Omissions Process:

Step and Level	Actions
1.Discovery (Any Level)	SBBC becomes aware of a problem on the project, and conducts an initial review of circumstances to assess whether the problem is likely a) design-related, b)

	<p>construction, or c) due to other causes that are not the responsibility of the design consultant or the contractor. The assumption is to determine that the problem is design-related.</p>
2.Initial Notification	<p>SBBC notifies consultant, requests involvement. Consultant responds to request, advises on problem.</p>
3. Investigation and Decision on Liability (i.e., responsibility for negligent performance) and Resulting Damages.	<p>SBBC and consultant maintain communication regarding problem. SBBC investigates likelihood of error or omission resulting from design consultant's negligence. SBBC also considers other factors that may influence potential consultant liability, for or against. If E & O issues are identified, SBBC assesses the type and extent of potential damages due to errors or omissions.</p> <p>If SBBC determines that damages have occurred as the result of design E & O, SBBC estimates the premium costs that reflect damages. SBBC evaluates cost-effectiveness of recovery, other influencing factors. SBBC's legal office is consulted prior to decision on consultant liability and cost recovery.</p>
4.Notification to Consultant of SBBC Decision	<p>SBBC decides whether cost recovery will be undertaken, based upon factors evaluated in Step 3 above.</p> <p>SBBC communicates decision to consultant.</p>
5.Review Meeting	<p>SBBC schedules meeting of district review panel (membership defined in E & O procedure).</p> <p>Panel assessment and decision on consultant liability and extent of damages. SBBC communicates decision to consultant, notifies consultant of options.</p>
6.Alternate Dispute Resolution (ADR)	<p>SBBC and consultant participates in ADR. Procedures (including possible cost sharing) defined in SBBC E & O procedure, agreed to by consultant.</p>
7.Recovery and Collection	<p>If consultant agrees to restitution of damages at any point above, SBBC advises consultant on procedure and processes payment.</p>

	Release and Settlement Agreement executed. Monetary payments credited to project in which E & O issue occurred.
8. Litigation	SBBC technical staff provide legal office with file documentation.

Design and Professional Consulting Staff

Prime Firm: Jorge A Gutierrez Architect LLC

Name	Title	Role	Time Commitment	Florida professional license	Email Address
Jorge Gutierrez	Principal	Project Manager	85%	AR 14571	jorge@jagaia.com
Lewis Cooper	Sr Architect	QA / QC / Specs	100%	AR 6726	lewis@jagaia.com
Ramon Gonzalez	Staff Architect	Project Architect	100%		rgonzalez@jagaia.com
Metello Magistri	Architect	Production	100%		mmagistri@jagaia.com
Mioris Cardona	Staff Architect	Production	100%		mcardona@jagaia.com
Yanique Virgo	Staff Architect	Production	100%		yvirgo@jagaia.com
Maria Siles	Staff Architect	Production	100%		siles@jagaia.com

Subconsultant: MEP – Johnson Levinson Ragan Davila

Name	Title	Role	Time Commitment	Florida professional license	Email Address
Charles Gableman	Principal	Electrical engineer	30%	PE 46100	cgableman@jlrldinc.com
Michael Linden	Sr Engineer	Mechanical engineer	85%	PE 58998	mlinden@jlrldinc.com
Harry Ragan	Staff Engineer	Electrical production	100%		hragan@jlrldinc.com

Tim Feagans	Staff Engineer	Plumbing production	100%		tfeagans@jirdinc.com
-------------	----------------	---------------------	------	--	--

Subconsultant: Roofing Consultant – ACES, Inc

Name	Title	Role	Time Commitment	Florida professional license	Email Address
Azucena Soto	Principal	Project manager	85%		azsoto@acesinc.cc
Jose Soto	Engineer	Project engineer	85%	PE 42759	jsoto@acesinc.cc

Subconsultant: Structural engineering – Lakdas Yohalem Engineering Inc

Name	Title	Role	Time Commitment	Florida professional license	Email Address
Lakdas Nanayakkara	Principal	Project Manager	50%	PE 37590	lye@lyengineering.com
Luan Nguyen	Staff engineer	production	85%		
Luis Rossi	Staff engineer	production	85%		

Subconsultant: Civil engineering – Ross Engineers Inc

Name	Title	Role	Time Commitment	Florida professional license	Email Address
Melissa Ross	Principal	Project Manager	85%		mross@rossengineers.com
Robert Ross	Principal	Project engineer	50%	PE 59485	rross@rossengineers.com

Dronix Suarez	Staff engineer	production	85%		dsuarez@rossengineers.com
Daniel Sanders	Staff engineer	production	85%		dsanders@rossengineers.com

Subconsultant: Land Survey – Brown and Phillips

Name	Title	Role	Time Commitment	Florida professional license	Email Address
Anthony Brown	Principal	Project Manager	50%	LS 4977	molly@brown-phillips.com
John Phillips	surveyor	Lead surveyor	85%		molly@brown-phillips.com

Attachment 16 - Project Scope of Work

Lauderdale Lakes Middle School
3911 NW 30th Avenue
Lauderdale Lakes FL 33309

Project Number: P-001637
Project Description: Design & Renovation
RFQ Number: 16-086F

Prepared for: The School Board of Broward County

600 SE 3rd Ave
Ft Lauderdale, FL 33301

Prepared by: HEERY

A group of professional service practices
999 Peachtree St, NE
Atlanta, Georgia 30309

Contents

Attachment G2 - Project Scope of Work.....	1
1.0.0 Executive Summary.....	3
2.0.0 Whiddon-Rogers Education Center	4
2.1.0 Project Scope of Work	4
2.2.0 Site Summary	5
2.3.0 FISH Documents	6
2.3.1 FISH Summary Report.....	6
2.3.2 FISH Inventory	9
2.3.3 FISH Site Plan	38
2.3.4 FISH Building Plan	39
2.4.0 Facility Assessments and Budgetary Documentation	40
2.4.1 Adopted District Educational Facilities Plan (DEFP).....	41
2.4.2 SMART Campus Summary	42
2.4.3 MAPPS Deficiency Listing.....	45
2.4.4 MAPPS Deficiency Data	50
2.4.5 MAPPS Deficiency Detail	51

1.0.0 Executive Summary

On November 4, 2014, Broward County voters approved a General Obligation Bond (Bond) referendum that provides critically needed funding for Broward's students. Broward County Public Schools has committed to investing the funding to enhance students' learning environments by focusing on improvements in Safety, Music, Art, Athletics, Renovations and Technology (SMART).

To ensure equity among schools regarding Broward County Public Schools SMART initiative, a comprehensive Facility Needs Assessment was conducted Districtwide. The Needs Assessment provided an objective, data-driven overview of the District as a whole, as well as a strategic planning tool for prioritizing the most critical needs facing our schools for safety and security; repairs and renovations; and technology and technology infrastructure.

Based on the Facility Needs Assessment, Lauderdale Lakes Middle School was found to require renovations to multiple facility components. The key objectives are 1) to thoroughly plan the work to allow normal school activities to continue without interruption with a focus on safety and completing work as soon as possible, and 2) to capitalize on 2017 Summer break to complete portions of scope when students are not on campus.

Included in this project scope of work is:

Lauderdale Lakes Middle School

- Fire Sprinklers
- Fire Alarm
- Media Center Improvements
- Roof Repair, Stucco + Waterproof, Interior Repairs, HVAC Repairs

2.0.0 Lauderdale Lakes Middle School

2.1.0 Project Scope of Work

The scope of work is broken down in accordance with the Approved District Educational Facility Plan SMART Program. The scope is presented as overall site deficiencies with specific trades called out when possible. Additionally, the scope of services specific to each campus building is itemized in section 2.4.0 facility assessment reports with specific trades called out when possible for reference purposes only.

The Design Team is responsible for confirming all areas within the scope of work and necessary quantities and component sizes relevant to the campus renovations. The scope of work is limited to that which is being funded by the General Obligation Bond or agreed upon alternatives with the designated representatives of the school district.

The Design Team shall be responsible for the full design of a complete replacement of the Fire Sprinkler and Fire Alarm Systems for the entire campus, which shall meet all applicable codes and SREF design requirements. The fire sprinkler and alarm systems are viewed as mission critical concern of the highest priority level.

The Design Team shall be responsible for the full design of Media Center improvements. The Designer shall work with the designated representatives of the school district to identify and perform remodeling of this space. These renovations may include but are not limited to typical design disciplines and may require specialty trades. Refer to Section 2.4.1 ADEFP for budgeted SMART program allocation. The Designer shall coordinate the overall ADEFP budget with individual Building replacements and Media Center renovation. See Section 2.3.3 and 2.3.4 for room designations, and 2.3.2 FISH Inventory for relevant Design Code for room coordination.

The facility condition assessment determined various envelope and building systems to require replacement. This scope includes, but is not limited to HVAC air handler equipment replacement in Buildings 1 and 2, boiler replacement in Building 3, and a complete kitchen HVAC system in Building 1 which is currently not conditioned. Additionally approximately 40% of the exterior of Building 1 is damaged and requires stucco replacement.


The scope includes, but is not limited to the reroofing of the entire campus. The Design Team shall provide a full design of complete replacement of the existing roofing system with new decking requirements per County standards. Moreover, some existing roof areas will need to be raised to provide positive drainage and new minimum roof R-Values and may necessitate the need to raise existing equipment, utilities and other construction to accommodate new flashing heights.

In addition to the identified deficiencies found in section 2.4.0, the Design Team is responsible for working with the designated representatives of the school district to identify additional deficiencies related to the envelope, indoor air quality, lighting, and HVAC systems. The facility assessment reports stand as initial budgeted concerns, but does not serve as the limits of scope of work for the project renovation.

2.2.0 Site Summary

Lauderdale Lakes Middle School is an existing school originally built in 1969 with expansions and renovations having taken place in 1976. The campus currently encompasses four (4) buildings with an approximate square footage of 138,327 SF. Additionally the campus includes seventeen (17) portable facilities with an approximate square footage of 13,736 SF.

Building #2
4,173 SF



Building #1
125,821 SF

Site Boundary

Buildings not shown: Bldg. 3 – 512 sq ft., Bldg. 4 – 160 sq ft.

2.3.0 FISH Documents

2.3.1 FISH Summary Report



FLORIDA INVENTORY OF SCHOOL HOUSES (FISH)

**FLORIDA DEPARTMENT OF EDUCATION
EDUCATIONAL FACILITIES
AGENCY NSF/STUDENT STATIONS SUMMARY REPORT**

ORGANIZATION: 6-BROWARD COUNTY SCHOOL DISTRICT
FACILITY: LAUDERDALE LAKES MIDDLE
FACILITY USE: All
STRUCTURE TYPE: All
CONDITION: 1-SATISFACTORY
GROUP BY: DISTRICT

District : 6 - BROWARD COUNTY SCHOOL DISTRICT

DESIGN CODE	ROOM DESIGN CODE	TOTAL ROOMS	NET SQ FT	STUDENT STATIONS
00002	INTERMEDIATE/MIDDLE CLASSROOM (4-8)	38	33,779	836
00011	INTERMEDIATE/MIDDLE SKILLS LAB (4-8)	3	3,089	66
00020	INTERMEDIATE/MIDDLE SCIENCE DEMO (4-8)	7	8,166	154
00040	RESOURCE ROOM	2	1,120	0
00051	ART - MIDDLE	1	1,320	30
00061	E S E PART-TIME	2	1,822	30
00062	E S E FULL-TIME	2	1,400	20
00065	E S E RESOURCE	2	1,160	0
00066	E S E SUPPLEMENTARY INSTRUCTION	1	200	0
00075	VOCAL MUSIC CLASS (MIDDLE-SR HIGH)	1	960	17
00076	BAND CLASS (MIDDLE-SR HIGH)	1	1,300	45
00083	MUSIC RELATED SPACE	1	600	0
00092	P E LOCKER ROOM (MALE)	1	1,050	0
00093	P E LOCKER ROOM (FEMALE)	1	1,050	0
00094	P E SHOWER (MALE)	3	398	0
00095	P E SHOWER (FEMALE)	4	396	0
00096	P E DRYING AREA (MALE)	1	180	0
00097	P E DRYING AREA (FEMALE)	1	180	0
00098	P E STORAGE (MIDDLE-SR HIGH)	4	1,125	0
00100	P E TEACHERS SHOWER (FEMALE)	1	93	0
00111	JR HIGH GYMNASIUM	1	7,300	120
00114	P E LAUNDRY	5	567	0
00121	OTHER P E SPACE	1	630	0
00210	BUSINESS EXPLORATION LAB	1	1,250	22



FLORIDA INVENTORY OF SCHOOL HOUSES (FISH)

FLORIDA DEPARTMENT OF EDUCATION EDUCATIONAL FACILITIES AGENCY NSF/STUDENT STATIONS SUMMARY REPORT

District : 6 - BROWARD COUNTY SCHOOL DISTRICT

DESIGN CODE	ROOM DESIGN CODE	TOTAL ROOMS	NET SQ FT	STUDENT STATIONS
00230	HOME ECONOMICS EXPLORATION LAB	1	1,803	22
00240	TECHNOLOGY/INDUSTRY EXPLORATION LAB	1	1,850	19
00272	VOCATIONAL LAB SUPPORT SPACE	2	377	0
00300	PRINCIPAL/DIRECTOR OFFICE	1	270	0
00301	ASSISTANT PRINCIPAL/OTHER OFFICE	11	2,237	0
00302	BOOKKEEPING OFFICE	1	135	0
00304	RECEPTION AREA	3	1,540	0
00306	CONFERENCE ROOM	1	332	0
00307	CLINIC	3	258	0
00308	GENERAL SCHOOL STORAGE	6	367	0
00309	VAULT/STUDENT RECORDS	3	201	0
00310	SCHOOL STORE	1	50	0
00311	STUDENT ACTIVITIES	1	165	0
00312	COMPUTER AREA	1	220	0
00313	CAREERS ROOM	1	343	0
00314	ITINERANT OFFICE	1	100	0
00315	TEACHER PLANNING OFFICE	11	3,773	0
00316	TEACHER LOUNGE/DINING	4	637	0
00331	CUSTODIAL SERVICE CLOSET	8	730	0
00332	CUSTODIAL WORK AREA	1	110	0
00333	FLAMMABLE STORAGE	2	160	0
00340	DINING AREA	1	5,500	0
00341	KITCHEN & SERVING AREA	2	600	0
00342	KITCHEN DRY STORAGE	2	306	0
00343	KITCHEN OFFICE	1	80	0
00344	KITCHEN GARBAGE WASH	1	75	0
00345	KITCHEN NONFOOD STORAGE	1	180	0
00346	KITCHEN FOOD PREPARATION	1	894	0
00350	OTHER FOOD SERVICE	1	66	0
00361	MULTIPURPOSE ROOM (DINING)	1	7,090	0
00368	TEXTBOOK STORAGE	1	272	0



FLORIDA INVENTORY OF SCHOOL HOUSES (FISH)

FLORIDA DEPARTMENT OF EDUCATION EDUCATIONAL FACILITIES AGENCY NSF/STUDENT STATIONS SUMMARY REPORT

District : 6 - BROWARD COUNTY SCHOOL DISTRICT

DESIGN CODE	ROOM DESIGN CODE	TOTAL ROOMS	NET SQ FT	STUDENT STATIONS
00360	LIBRARY (READING ROOM/STACKS)	1	4,184	0
00361	MEDIA TECHNICAL PROCESSING	1	1,347	0
00390	MEDIA GROUP PROJECTS/INSTRUCTION	1	507	0
00700	INSIDE CIRCULATION	39	24,233	0
00701	COVERED WALKWAY	7	8,927	0
00702	MECHANICAL ROOM	3	4,938	0
00703	ELECTRICAL ROOM	3	380	0
00707	TELEPHONE EQUIPMENT/COMMUNICATION CLOSET	1	75	0
00803	INSTRUCTIONAL DARKROOM	2	198	0
00805	KILN	1	65	0
00808	MATERIAL STORAGE	13	1,147	0
00810	MATERIAL STORAGE (LARGE)	8	3,356	0
00812	PROJECT STORAGE	3	319	0
00813	STUDENT STORAGE	2	145	0
00814	STUDENT RESTROOM (BOTH SEXES)	1	792	0
00815	STUDENT RESTROOM (MALE)	7	832	0
00816	STUDENT RESTROOM (FEMALE)	8	840	0
00819	STAFF RESTROOM (MALE)	4	335	0
00820	STAFF RESTROOM (FEMALE)	4	333	0
00821	STAFF RESTROOM (BOTH SEXES)	2	61	0
00831	MUSIC PRACTICE ROOM	11	751	0
00832	INSTRUMENT STORAGE	1	455	0
00835	MUSIC STUDIO	2	326	0
	TOTALS :	286	154,402	1,381

	TOTALS FOR SELECTED DISTRICTS :	286	154,402	1,381
--	---------------------------------	-----	---------	-------

2.3.2 FISH Inventory

FLORIDA INVENTORY OF SCHOOL HOUSES (FISH)

FACILITY INVENTORY REPORT



ORGANIZATION: 6 BROWARD COUNTY SCHOOL DISTRICT
FACILITY: LAUDERDALE LAKES MIDDLE
FACILITY USE: ALL

DISTRICT: 6 BROWARD COUNTY SCHOOL DISTRICT
FACILITY: 112-A LAUDERDALE LAKES MIDDLE

Primary Use: MIDDLE Grades Housed: 06 - 08 DOE Validation Date: 10/16/2006 Capital Outlay Classification: SCHOOL RECOMMENDED FOR CONTINUED USE

MASTER SCHOOL ID

MSID	Name	Status
1701	LAUDERDALE LAKES MIDDLE SCHOOL	Default

CAPITAL OUTLAY FTE

Year: 2012 / 2013						
PK: 0.00	01: 0.00	03: 0.00	05: 0.00	07: 363.50	09: 0.00	PK-12: 1129.29
KG: 0.00	02: 0.00	04: 0.00	06: 363.44	08: 362.35	10: 0.00	Adult: 0.00
						Total: 1129.29

SCHOOL CAPACITY

SCHOOL CAPACITY	YEAR ROUND CAPACITY	UTILIZATION FACTOR	PRIMARY USE
1,242	1,490	0.90	MIDDLE

FLORIDA INVENTORY OF SCHOOL HOUSES (FISH)
FACILITY INVENTORY REPORT



PARCEL: 113	
3911 NW 30TH AVENUE LAUDERDALE LAKES, FL 33309	
Parking: DEVELOPED	Owner: SCHOOL BOARD
Athletic: INCLUDED WITH SITE	Water: PUBLIC
Sewage: PUBLIC	Plan: CAMPUS
Landscaping: DEVELOPED	Playground: INCLUDED WITH SITE
Date Acquired: 1/1/1968	Fire: 7
	Police: CITY
	Drainage: ADEQUATE
	Acreage: 14.00
	Lease Expiration Date:

DISTRICT: 6 BROWARD COUNTY SCHOOL DISTRICT
FACILITY: 112-A LAUDERDALE LAKES MIDDLE
BUILDING: 1 - Building Number 00001

Owner: SCHOOL BOARD	Light: ADEQUATE	Cooling: CENTRAL
Use: MIDDLE	Mech Vent: ADEQUATE	Heat Source: ELECTRIC
Year Constructed: 1969	Artificial Lighting: SHIELDED FLORE SCENT	Heat Distribution: CENTRAL HOT AIR
Year Modified	Educational TV: FIXED SERVICE TRANSMITTER/RECEIVER	Heat Capacity: ADEQUATE
Average Age NSF: 1969	Intercom: TWO WAY COMPLETE	Walls: STUCCO
Relocatable Units: 0	Telephone: PARTIAL SYSTEM	Struct Comp: COMBINATION OF 1-3
Stones: 2		Corridor: DOUBLE INSIDE

ROOM	NET SQ FT	DESIGN CODE	DESCRIPTION	STU STA	FLR LOC	FLOOR COVER	YEAR CONST	CONDITION	BLDG	PAR	FAC
00001	225	304	RECEPTION AREA	0	01	COMPOSITION TILE	1969	SATISFACTORY	1	113	112
001	1080	700	INSIDE CIRCULATION	0	01	COMPOSITION TILE	1969	SATISFACTORY	1	113	112
002	216	700	INSIDE CIRCULATION	0	01	COMPOSITION TILE	1969	SATISFACTORY	1	113	112

Page 2 of 24

Report Date: 10/4/2013 1:58:50 PM

FLORIDA INVENTORY OF SCHOOL HOUSES (FISH)

FACILITY INVENTORY REPORT



003	1575	700	INSIDE CIRCULATION	0	01	COMPOSITION TILE	1969	SATISFACTORY	1	113	112
003A	994	700	INSIDE CIRCULATION	0	01	COMPOSITION TILE	1969	SATISFACTORY	1	113	112
003B	760	700	INSIDE CIRCULATION	0	01	COMPOSITION TILE	1969	SATISFACTORY	1	113	112
004A	840	700	INSIDE CIRCULATION	0	01	COMPOSITION TILE	1969	SATISFACTORY	1	113	112
004B	840	700	INSIDE CIRCULATION	0	01	COMPOSITION TILE	1969	SATISFACTORY	1	113	112
004C	1340	700	INSIDE CIRCULATION	0	01	COMPOSITION TILE	1969	SATISFACTORY	1	113	112
004D	120	700	INSIDE CIRCULATION	0	01	COMPOSITION TILE	1969	SATISFACTORY	1	113	112
005	216	700	INSIDE CIRCULATION	0	01	COMPOSITION TILE	1969	SATISFACTORY	1	113	112
006	1320	700	INSIDE CIRCULATION	0	01	COMPOSITION TILE	1969	SATISFACTORY	1	113	112
006A	1022	700	INSIDE CIRCULATION	0	01	COMPOSITION TILE	1969	SATISFACTORY	1	113	112
006B	2758	700	INSIDE CIRCULATION	0	01	COMPOSITION TILE	1969	SATISFACTORY	1	113	112
007	1340	700	INSIDE CIRCULATION	0	01	COMPOSITION TILE	1969	SATISFACTORY	1	113	112
007A	840	700	INSIDE CIRCULATION	0	01	COMPOSITION TILE	1969	SATISFACTORY	1	113	112
007B	760	700	INSIDE CIRCULATION	0	01	COMPOSITION TILE	1969	SATISFACTORY	1	113	112
007C	1170	700	INSIDE CIRCULATION	0	01	COMPOSITION TILE	1969	SATISFACTORY	1	113	112
012	511	700	INSIDE CIRCULATION	0	01	COMPOSITION TILE	1969	SATISFACTORY	1	113	112
013	270	700	INSIDE CIRCULATION	0	01	COMPOSITION TILE	1969	SATISFACTORY	1	113	112
014	1659	700	INSIDE CIRCULATION	0	01	COMPOSITION TILE	1969	SATISFACTORY	1	113	112
016	364	700	INSIDE CIRCULATION	0	01	COMPOSITION TILE	1969	SATISFACTORY	1	113	112
017	320	700	INSIDE CIRCULATION	0	01	COMPOSITION TILE	1969	SATISFACTORY	1	113	112
018	364	700	INSIDE CIRCULATION	0	01	COMPOSITION TILE	1969	SATISFACTORY	1	113	112
019	320	700	INSIDE CIRCULATION	0	01	COMPOSITION TILE	1969	SATISFACTORY	1	113	112
020	700	700	INSIDE CIRCULATION	0	01	COMPOSITION TILE	1969	SATISFACTORY	1	113	112
021	363	700	INSIDE CIRCULATION	0	01	COMPOSITION TILE	1969	SATISFACTORY	1	113	112

Report Date: 10/4/2013 1:58:50 PM

Page 3 of 24

FLORIDA INVENTORY OF SCHOOL HOUSES (FISH)

FACILITY INVENTORY REPORT



022	350	700	INSIDE CIRCULATION	0	01	COMPOSITION TILE	1969	SATISFACTORY	1	113	112
023	717	700	INSIDE CIRCULATION	0	01	COMPOSITION TILE	1969	SATISFACTORY	1	113	112
100	2725	701	COVERED WALKWAY	0	01	CONCRETE	1969	SATISFACTORY	1	113	112
100A	2220	701	COVERED WALKWAY	0	01	CONCRETE	1969	SATISFACTORY	1	113	112
100B	1610	701	COVERED WALKWAY	0	01	CONCRETE	1969	SATISFACTORY	1	113	112
100C	1392	701	COVERED WALKWAY	0	01	CONCRETE	1969	SATISFACTORY	1	113	112
101	156	816	STUDENT RESTROOM (FEMALE)	0	01	CERAMIC TILE	1969	SATISFACTORY	1	113	112
102	74	331	CUSTODIAL SERVICE CLOSET	0	01	CONCRETE	1969	SATISFACTORY	1	113	112
103	1347	381	MEDIA TECHNICAL PROCESSING	0	01	COMPOSITION TILE	1969	SATISFACTORY	1	113	112
103A	198	301	ASSISTANT PRINCIPAL/OTHER OFFICE	0	01	CARPET	1969	SATISFACTORY	1	113	112
103B	99	803	INSTRUCTIONAL DARKROOM	0	01	COMPOSITION TILE	1969	SATISFACTORY	1	113	112
103C	99	803	INSTRUCTIONAL DARKROOM	0	01	COMPOSITION TILE	1969	SATISFACTORY	1	113	112
103D	308	810	MATERIAL STORAGE (LARGE)	0	01	COMPOSITION TILE	1969	SATISFACTORY	1	113	112
103E	507	390	MEDIA GROUP PROJECTS/INSTRUCTION	0	01	COMPOSITION TILE	1969	SATISFACTORY	1	113	112
103F	292	810	MATERIAL STORAGE (LARGE)	0	01	COMPOSITION TILE	1969	SATISFACTORY	1	113	112
104	146	815	STUDENT RESTROOM (MALE)	0	01	CERAMIC TILE	1969	SATISFACTORY	1	113	112
105	342	301	ASSISTANT PRINCIPAL/OTHER OFFICE	0	01	CARPET	1969	SATISFACTORY	1	113	112
105A	343	313	CAREERS ROOM	0	01	CERAMIC TILE	1969	SATISFACTORY	1	113	112
105B	13	808	MATERIAL STORAGE	0	01	CARPET	1969	SATISFACTORY	1	113	112
105C	332	306	CONFERENCE ROOM	0	01	CARPET	1969	SATISFACTORY	1	113	112
106	415	304	RECEPTION AREA	0	01	CARPET	1969	SATISFACTORY	1	113	112
106A	182	301	ASSISTANT PRINCIPAL/OTHER OFFICE	0	01	CARPET	1969	SATISFACTORY	1	113	112
106B	210	301	ASSISTANT PRINCIPAL/OTHER OFFICE	0	01	CARPET	1969	SATISFACTORY	1	113	112
107	4184	360	LIBRARY (READING ROOM/STACKS)	0	01	CARPET	1969	SATISFACTORY	1	113	112

Report Date: 10/4/2013 1:58:50 PM

FLORIDA INVENTORY OF SCHOOL HOUSES (FISH)

FACILITY INVENTORY REPORT



107B	21	821	STAFF RESTROOM (BOTH SEXES)	0	01	CERAMIC TILE	1969	SATISFACTORY	1	113	112
108	912	61	E S E PART-TIME	15	01	CARPET	1969	SATISFACTORY	1	113	112
108A	905	2	INTERMEDIATE/MIDDLE CLASSROOM (4-8)	22	01	COMPOSITION TILE	1969	SATISFACTORY	1	113	112
109	928	2	INTERMEDIATE/MIDDLE CLASSROOM (4-8)	22	01	CARPET	1969	SATISFACTORY	1	113	112
110	580	85	E S E RESOURCE	0	01	CARPET	1969	SATISFACTORY	1	113	112
110A	105	808	MATERIAL STORAGE	0	01	CARPET	1969	SATISFACTORY	1	113	112
110B	175	308	GENERAL SCHOOL STORAGE	0	01	CARPET	1969	SATISFACTORY	1	113	112
111	927	2	INTERMEDIATE/MIDDLE CLASSROOM (4-8)	22	01	CARPET	1969	SATISFACTORY	1	113	112
112	925	2	INTERMEDIATE/MIDDLE CLASSROOM (4-8)	22	01	CARPET	1969	SATISFACTORY	1	113	112
112A	925	2	INTERMEDIATE/MIDDLE CLASSROOM (4-8)	22	01	CARPET	1969	SATISFACTORY	1	113	112
113	922	2	INTERMEDIATE/MIDDLE CLASSROOM (4-8)	22	01	CARPET	1969	SATISFACTORY	1	113	112
114	575	40	RESOURCE ROOM	0	01	COMPOSITION TILE	1969	SATISFACTORY	1	113	112
114A	1170	20	INTERMEDIATE/MIDDLE SCIENCE DEMO (4-8)	22	01	COMPOSITION TILE	1969	SATISFACTORY	1	113	112
115	1166	20	INTERMEDIATE/MIDDLE SCIENCE DEMO (4-8)	22	01	COMPOSITION TILE	1969	SATISFACTORY	1	113	112
116	1166	20	INTERMEDIATE/MIDDLE SCIENCE DEMO (4-8)	22	01	COMPOSITION TILE	1969	SATISFACTORY	1	113	112
116A	952	2	INTERMEDIATE/MIDDLE CLASSROOM (4-8)	22	01	CARPET	1969	SATISFACTORY	1	113	112
117	132	820	STAFF RESTROOM (FEMALE)	0	01	CERAMIC TILE	1969	SATISFACTORY	1	113	112
118	62	331	CUSTODIAL SERVICE CLOSET	0	01	CONCRETE	1969	SATISFACTORY	1	113	112
119	154	819	STAFF RESTROOM (MALE)	0	01	CERAMIC TILE	1969	SATISFACTORY	1	113	112
120	44	700	INSIDE CIRCULATION	0	01	CERAMIC TILE	1969	SATISFACTORY	1	113	112
120A	40	819	STAFF RESTROOM (MALE)	0	01	CERAMIC TILE	1969	SATISFACTORY	1	113	112
121	1014	2	INTERMEDIATE/MIDDLE CLASSROOM (4-8)	22	01	COMPOSITION TILE	1969	SATISFACTORY	1	113	112
122	961	2	INTERMEDIATE/MIDDLE CLASSROOM (4-8)	22	01	COMPOSITION TILE	1969	SATISFACTORY	1	113	112
123	987	11	INTERMEDIATE/MIDDLE SKILLS LAB (4-8)	22	01	CARPET	1969	SATISFACTORY	1	113	112

Report Date: 10/4/2013 1:56:50 PM

Page 5 of 24

FLORIDA INVENTORY OF SCHOOL HOUSES (FISH)

FACILITY INVENTORY REPORT



123A	82	808	MATERIAL STORAGE	0	01	CARPET	1969	SATISFACTORY	1	113	112
123B	330	810	MATERIAL STORAGE (LARGE)	0	01	CARPET	1969	SATISFACTORY	1	113	112
124	1166	20	INTERMEDIATE/MIDDLE SCIENCE DEMO (4-8)	22	01	CARPET	1969	SATISFACTORY	1	113	112
125	1108	810	MATERIAL STORAGE (LARGE)	0	01	COMPOSITION TILE	1969	SATISFACTORY	1	113	112
125A	74	808	MATERIAL STORAGE	0	01	COMPOSITION TILE	1969	SATISFACTORY	1	113	112
125B	92	808	MATERIAL STORAGE	0	01	COMPOSITION TILE	1969	SATISFACTORY	1	113	112
126	994	2	INTERMEDIATE/MIDDLE CLASSROOM (4-8)	22	01	CARPET	1969	SATISFACTORY	1	113	112
127	973	2	INTERMEDIATE/MIDDLE CLASSROOM (4-8)	22	01	CARPET	1969	SATISFACTORY	1	113	112
128	928	2	INTERMEDIATE/MIDDLE CLASSROOM (4-8)	22	01	CARPET	1969	SATISFACTORY	1	113	112
129	902	2	INTERMEDIATE/MIDDLE CLASSROOM (4-8)	22	01	CARPET	1969	SATISFACTORY	1	113	112
129A	910	61	E S E PART-TIME	15	01	CARPET	1969	SATISFACTORY	1	113	112
130	925	2	INTERMEDIATE/MIDDLE CLASSROOM (4-8)	22	01	CARPET	1969	SATISFACTORY	1	113	112
131	580	65	E S E RESOURCE	0	01	CARPET	1969	SATISFACTORY	1	113	112
131A	105	808	MATERIAL STORAGE	0	01	CARPET	1969	SATISFACTORY	1	113	112
131B	99	808	MATERIAL STORAGE	0	01	CARPET	1969	SATISFACTORY	1	113	112
132	921	2	INTERMEDIATE/MIDDLE CLASSROOM (4-8)	22	01	CARPET	1969	SATISFACTORY	1	113	112
133	945	2	INTERMEDIATE/MIDDLE CLASSROOM (4-8)	22	01	CARPET	1969	SATISFACTORY	1	113	112
133A	960	2	INTERMEDIATE/MIDDLE CLASSROOM (4-8)	22	01	CARPET	1969	SATISFACTORY	1	113	112
134	1166	20	INTERMEDIATE/MIDDLE SCIENCE DEMO (4-8)	22	01	COMPOSITION TILE	1969	SATISFACTORY	1	113	112
135	950	2	INTERMEDIATE/MIDDLE CLASSROOM (4-8)	22	01	CARPET	1969	SATISFACTORY	1	113	112
135A	953	2	INTERMEDIATE/MIDDLE CLASSROOM (4-8)	22	01	CARPET	1969	SATISFACTORY	1	113	112
136	160	816	STUDENT RESTROOM (FEMALE)	0	01	CARPET	1969	SATISFACTORY	1	113	112
137	60	331	CUSTODIAL SERVICE CLOSET	0	01	CONCRETE	1969	SATISFACTORY	1	113	112
138	156	815	STUDENT RESTROOM (MALE)	0	01	CARPET	1969	SATISFACTORY	1	113	112

Report Date: 10/4/2013 1:56:50 PM

Page 6 of 24

FLORIDA INVENTORY OF SCHOOL HOUSES (FISH)

FACILITY INVENTORY REPORT



139	44	700	INSIDE CIRCULATION	0	01	CERAMIC TILE	1969	SATISFACTORY	1	113	112
139A	40	821	STAFF RESTROOM (BOTH SEXES)	0	01	CERAMIC TILE	1969	SATISFACTORY	1	113	112
140	1166	20	INTERMEDIATE/MIDDLE SCIENCE DEMO (4-8)	22	01	CARPET	1969	SATISFACTORY	1	113	112
140A	953	2	INTERMEDIATE/MIDDLE CLASSROOM (4-8)	22	01	CARPET	1969	SATISFACTORY	1	113	112
141	1003	2	INTERMEDIATE/MIDDLE CLASSROOM (4-8)	22	01	CARPET	1969	SATISFACTORY	1	113	112
142	545	40	RESOURCE ROOM	0	01	CARPET	1969	SATISFACTORY	1	113	112
143	926	11	INTERMEDIATE/MIDDLE SKILLS LAB (4-8)	22	01	CARPET	1969	SATISFACTORY	1	113	112
143A	105	808	MATERIAL STORAGE	0	01	CARPET	1969	SATISFACTORY	1	113	112
143B	315	810	MATERIAL STORAGE (LARGE)	0	01	CARPET	1969	SATISFACTORY	1	113	112
144	1166	20	INTERMEDIATE/MIDDLE SCIENCE DEMO (4-8)	22	01	COMPOSITION TILE	1969	SATISFACTORY	1	113	112
150	1830	315	TEACHER PLANNING OFFICE	0	01	CARPET	1969	SATISFACTORY	1	113	112
151	94	700	INSIDE CIRCULATION	0	01	CERAMIC TILE	1969	SATISFACTORY	1	113	112
151A	195	315	TEACHER PLANNING OFFICE	0	01	COMPOSITION TILE	1969	SATISFACTORY	1	113	112
151B	28	308	GENERAL SCHOOL STORAGE	0	01	CONCRETE	1969	SATISFACTORY	1	113	112
151C	58	815	STUDENT RESTROOM (MALE)	0	01	CERAMIC TILE	1969	SATISFACTORY	1	113	112
151D	46	816	STUDENT RESTROOM (FEMALE)	0	01	CARPET	1969	SATISFACTORY	1	113	112
151E	40	816	STUDENT RESTROOM (FEMALE)	0	01	CERAMIC TILE	1969	SATISFACTORY	1	113	112
152	7090	361	MULTIPURPOSE ROOM (DINING)	0	01	COMPOSITION TILE	1969	SATISFACTORY	1	113	112
152A	321	331	CUSTODIAL SERVICE CLOSET	0	01	COMPOSITION TILE	1969	SATISFACTORY	1	113	112
153	146	815	STUDENT RESTROOM (MALE)	0	01	CERAMIC TILE	1969	SATISFACTORY	1	113	112
154	74	331	CUSTODIAL SERVICE CLOSET	0	01	CONCRETE	1969	SATISFACTORY	1	113	112
155	156	816	STUDENT RESTROOM (FEMALE)	0	01	CERAMIC TILE	1969	SATISFACTORY	1	113	112
156	288	316	TEACHER LOUNGE/DINING	0	01	CARPET	1969	SATISFACTORY	1	113	112
157	7300	111	JR HIGH GYMNASIUM	120	01	COMPOSITION TILE	1969	SATISFACTORY	1	113	112

Report Date: 10/4/2013 1:56:50 PM

Page 7 of 24

FLORIDA INVENTORY OF SCHOOL HOUSES (FISH)

FACILITY INVENTORY REPORT



157A	700	98	P E STORAGE (MIDDLE-SR HIGH)	0	01	CONCRETE	1969	SATISFACTORY	1	113	112
157B	40	703	ELECTRICAL ROOM	0	01	TERRAZZO	1969	SATISFACTORY	1	113	112
158	64	700	INSIDE CIRCULATION	0	01	TERRAZZO	1969	SATISFACTORY	1	113	112
158A	77	700	INSIDE CIRCULATION	0	01	TERRAZZO	1969	SATISFACTORY	1	113	112
158B	218	315	TEACHER PLANNING OFFICE	0	01	COMPOSITION TILE	1969	SATISFACTORY	1	113	112
158C	93	315	TEACHER PLANNING OFFICE	0	01	COMPOSITION TILE	1969	SATISFACTORY	1	113	112
158D	12	308	GENERAL SCHOOL STORAGE	0	01	COMPOSITION TILE	1969	SATISFACTORY	1	113	112
158E	185	98	P E STORAGE (MIDDLE-SR HIGH)	0	01	COMPOSITION TILE	1969	SATISFACTORY	1	113	112
158F	30	331	CUSTODIAL SERVICE CLOSET	0	01	TERRAZZO	1969	SATISFACTORY	1	113	112
158G	138	815	STUDENT RESTROOM (MALE)	0	01	CERAMIC TILE	1969	SATISFACTORY	1	113	112
158H	55	98	P E STORAGE (MIDDLE-SR HIGH)	0	01	CONCRETE	1969	SATISFACTORY	1	113	112
158J	1050	92	P E LOCKER ROOM (MALE)	0	01	TERRAZZO	1969	SATISFACTORY	1	113	112
158K	180	96	P E DRYING AREA (MALE)	0	01	TERRAZZO	1969	SATISFACTORY	1	113	112
158L	53	114	P E LAUNDRY	0	01	TERRAZZO	1969	SATISFACTORY	1	113	112
158M	114	94	P E SHOWER (MALE)	0	01	CARPET	1969	SATISFACTORY	1	113	112
158N	170	94	P E SHOWER (MALE)	0	01	CARPET	1969	SATISFACTORY	1	113	112
158P	114	94	P E SHOWER (MALE)	0	01	CARPET	1969	SATISFACTORY	1	113	112
158Q	158	114	P E LAUNDRY	0	01	CONCRETE	1969	SATISFACTORY	1	113	112
159	60	700	INSIDE CIRCULATION	0	01	CONCRETE	1969	SATISFACTORY	1	113	112
160	272	368	TEXTBOOK STORAGE	0	01	CONCRETE	1969	SATISFACTORY	1	113	112
161	64	700	INSIDE CIRCULATION	0	01	TERRAZZO	1969	SATISFACTORY	1	113	112
161A	77	700	INSIDE CIRCULATION	0	01	TERRAZZO	1969	SATISFACTORY	1	113	112
161B	185	98	P E STORAGE (MIDDLE-SR HIGH)	0	01	TERRAZZO	1969	SATISFACTORY	1	113	112
161C	218	315	TEACHER PLANNING OFFICE	0	01	COMPOSITION TILE	1969	SATISFACTORY	1	113	112

Report Date: 10/4/2013 1:58:50 PM

Page 8 of 24

FLORIDA INVENTORY OF SCHOOL HOUSES (FISH)

FACILITY INVENTORY REPORT



157A	700	98	P E STORAGE (MIDDLE-SR HIGH)	0	01	CONCRETE	1989	SATISFACTORY	1	113	112
157B	40	703	ELECTRICAL ROOM	0	01	TERRAZZO	1989	SATISFACTORY	1	113	112
158	64	700	INSIDE CIRCULATION	0	01	TERRAZZO	1989	SATISFACTORY	1	113	112
158A	77	700	INSIDE CIRCULATION	0	01	TERRAZZO	1989	SATISFACTORY	1	113	112
158B	218	315	TEACHER PLANNING OFFICE	0	01	COMPOSITION TILE	1989	SATISFACTORY	1	113	112
158C	93	315	TEACHER PLANNING OFFICE	0	01	COMPOSITION TILE	1989	SATISFACTORY	1	113	112
158D	12	308	GENERAL SCHOOL STORAGE	0	01	COMPOSITION TILE	1989	SATISFACTORY	1	113	112
158E	185	98	P E STORAGE (MIDDLE-SR HIGH)	0	01	COMPOSITION TILE	1989	SATISFACTORY	1	113	112
158F	30	331	CUSTODIAL SERVICE CLOSET	0	01	TERRAZZO	1989	SATISFACTORY	1	113	112
158G	138	815	STUDENT RESTROOM (MALE)	0	01	CERAMIC TILE	1989	SATISFACTORY	1	113	112
158H	55	98	P E STORAGE (MIDDLE-SR HIGH)	0	01	CONCRETE	1989	SATISFACTORY	1	113	112
158J	1050	92	P E LOCKER ROOM (MALE)	0	01	TERRAZZO	1989	SATISFACTORY	1	113	112
158K	180	96	P E DRYING AREA (MALE)	0	01	TERRAZZO	1989	SATISFACTORY	1	113	112
158L	53	114	P E LAUNDRY	0	01	TERRAZZO	1989	SATISFACTORY	1	113	112
158M	114	94	P E SHOWER (MALE)	0	01	CARPET	1989	SATISFACTORY	1	113	112
158N	170	94	P E SHOWER (MALE)	0	01	CARPET	1989	SATISFACTORY	1	113	112
158P	114	94	P E SHOWER (MALE)	0	01	CARPET	1989	SATISFACTORY	1	113	112
158Q	158	114	P E LAUNDRY	0	01	CONCRETE	1989	SATISFACTORY	1	113	112
159	60	700	INSIDE CIRCULATION	0	01	CONCRETE	1989	SATISFACTORY	1	113	112
160	272	368	TEXTBOOK STORAGE	0	01	CONCRETE	1989	SATISFACTORY	1	113	112
161	64	700	INSIDE CIRCULATION	0	01	TERRAZZO	1989	SATISFACTORY	1	113	112
161A	77	700	INSIDE CIRCULATION	0	01	TERRAZZO	1989	SATISFACTORY	1	113	112
161B	185	98	P E STORAGE (MIDDLE-SR HIGH)	0	01	TERRAZZO	1989	SATISFACTORY	1	113	112
161C	218	315	TEACHER PLANNING OFFICE	0	01	COMPOSITION TILE	1989	SATISFACTORY	1	113	112

Report Date: 10/4/2013 1:58:50 PM

Page 8 of 24

FLORIDA INVENTORY OF SCHOOL HOUSES (FISH)

FACILITY INVENTORY REPORT



161D	12	308	GENERAL SCHOOL STORAGE	0	01	CARPET	1969	SATISFACTORY	1	113	112
161E	93	100	P E TEACHERS SHOWER (FEMALE)	0	01	TERRAZZO	1969	SATISFACTORY	1	113	112
161F	30	331	CUSTODIAL SERVICE CLOSET	0	01	TERRAZZO	1969	SATISFACTORY	1	113	112
161G	138	816	STUDENT RESTROOM (FEMALE)	0	01	TERRAZZO	1969	SATISFACTORY	1	113	112
161H	55	308	GENERAL SCHOOL STORAGE	0	01	CONCRETE	1969	SATISFACTORY	1	113	112
161J	1050	93	P E LOCKER ROOM (FEMALE)	0	01	TERRAZZO	1969	SATISFACTORY	1	113	112
161K	180	97	P E DRYING AREA (FEMALE)	0	01	OTHER	1969	SATISFACTORY	1	113	112
161L	53	114	P E LAUNDRY	0	01	CONCRETE	1969	SATISFACTORY	1	113	112
161M	114	95	P E SHOWER (FEMALE)	0	01	CERAMIC TILE	1969	SATISFACTORY	1	113	112
161N	84	95	P E SHOWER (FEMALE)	0	01	CERAMIC TILE	1969	SATISFACTORY	1	113	112
161P	84	95	P E SHOWER (FEMALE)	0	01	CERAMIC TILE	1969	SATISFACTORY	1	113	112
161Q	114	95	P E SHOWER (FEMALE)	0	01	TERRAZZO	1969	SATISFACTORY	1	113	112
161R	53	114	P E LAUNDRY	0	01	TERRAZZO	1969	SATISFACTORY	1	113	112
162	600	83	MUSIC RELATED SPACE	0	01	CARPET	1969	SATISFACTORY	1	113	112
163	80	831	MUSIC PRACTICE ROOM	0	01	CARPET	1969	SATISFACTORY	1	113	112
164	80	831	MUSIC PRACTICE ROOM	0	01	CARPET	1969	SATISFACTORY	1	113	112
165	960	75	VOCAL MUSIC CLASS (MIDDLE-SR HIGH)	17	01	CARPET	1969	SATISFACTORY	1	113	112
165A	71	831	MUSIC PRACTICE ROOM	0	01	CARPET	1969	SATISFACTORY	1	113	112
165B	63	831	MUSIC PRACTICE ROOM	0	01	CARPET	1969	SATISFACTORY	1	113	112
165C	63	831	MUSIC PRACTICE ROOM	0	01	CARPET	1969	SATISFACTORY	1	113	112
166	630	121	OTHER P E SPACE	0	01	COMPOSITION TILE	1969	SATISFACTORY	1	113	112
166A	71	831	MUSIC PRACTICE ROOM	0	01	CARPET	1969	SATISFACTORY	1	113	112
166B	63	831	MUSIC PRACTICE ROOM	0	01	CARPET	1969	SATISFACTORY	1	113	112
166C	63	831	MUSIC PRACTICE ROOM	0	01	CARPET	1969	SATISFACTORY	1	113	112

Report Date: 10/4/2013 1:58:50 PM

Page 9 of 24

FLORIDA INVENTORY OF SCHOOL HOUSES (FISH)

FACILITY INVENTORY REPORT



161D	12	308	GENERAL SCHOOL STORAGE	0	01	CARPET	1969	SATISFACTORY	1	113	112
161E	93	100	P E TEACHERS SHOWER (FEMALE)	0	01	TERRAZZO	1969	SATISFACTORY	1	113	112
161F	30	331	CUSTODIAL SERVICE CLOSET	0	01	TERRAZZO	1969	SATISFACTORY	1	113	112
161G	138	816	STUDENT RESTROOM (FEMALE)	0	01	TERRAZZO	1969	SATISFACTORY	1	113	112
161H	55	308	GENERAL SCHOOL STORAGE	0	01	CONCRETE	1969	SATISFACTORY	1	113	112
161J	1050	93	P E LOCKER ROOM (FEMALE)	0	01	TERRAZZO	1969	SATISFACTORY	1	113	112
161K	180	97	P E DRYING AREA (FEMALE)	0	01	OTHER	1969	SATISFACTORY	1	113	112
161L	53	114	P E LAUNDRY	0	01	CONCRETE	1969	SATISFACTORY	1	113	112
161M	114	95	P E SHOWER (FEMALE)	0	01	CERAMIC TILE	1969	SATISFACTORY	1	113	112
161N	84	95	P E SHOWER (FEMALE)	0	01	CERAMIC TILE	1969	SATISFACTORY	1	113	112
161P	84	95	P E SHOWER (FEMALE)	0	01	CERAMIC TILE	1969	SATISFACTORY	1	113	112
161Q	114	95	P E SHOWER (FEMALE)	0	01	TERRAZZO	1969	SATISFACTORY	1	113	112
161R	53	114	P E LAUNDRY	0	01	TERRAZZO	1969	SATISFACTORY	1	113	112
162	600	83	MUSIC RELATED SPACE	0	01	CARPET	1969	SATISFACTORY	1	113	112
163	80	831	MUSIC PRACTICE ROOM	0	01	CARPET	1969	SATISFACTORY	1	113	112
164	80	831	MUSIC PRACTICE ROOM	0	01	CARPET	1969	SATISFACTORY	1	113	112
165	960	75	VOCAL MUSIC CLASS (MIDDLE-SR HIGH)	17	01	CARPET	1969	SATISFACTORY	1	113	112
165A	71	831	MUSIC PRACTICE ROOM	0	01	CARPET	1969	SATISFACTORY	1	113	112
165B	63	831	MUSIC PRACTICE ROOM	0	01	CARPET	1969	SATISFACTORY	1	113	112
165C	63	831	MUSIC PRACTICE ROOM	0	01	CARPET	1969	SATISFACTORY	1	113	112
166	630	121	OTHER P E SPACE	0	01	COMPOSITION TILE	1969	SATISFACTORY	1	113	112
166A	71	831	MUSIC PRACTICE ROOM	0	01	CARPET	1969	SATISFACTORY	1	113	112
166B	63	831	MUSIC PRACTICE ROOM	0	01	CARPET	1969	SATISFACTORY	1	113	112
166C	63	831	MUSIC PRACTICE ROOM	0	01	CARPET	1969	SATISFACTORY	1	113	112

Report Date: 10/4/2013 1:58:50 PM

Page 9 of 24

FLORIDA INVENTORY OF SCHOOL HOUSES (FISH)

FACILITY INVENTORY REPORT



167	310	315	TEACHER PLANNING OFFICE	0	01	CARPET	1969	SATISFACTORY	1	113	112
168	1300	76	BAND CLASS (MIDDLE-SR HIGH)	45	01	CARPET	1969	SATISFACTORY	1	113	112
168A	71	831	MUSIC PRACTICE ROOM	0	01	CARPET	1969	SATISFACTORY	1	113	112
168B	63	831	MUSIC PRACTICE ROOM	0	01	CARPET	1969	SATISFACTORY	1	113	112
168C	63	831	MUSIC PRACTICE ROOM	0	01	CARPET	1969	SATISFACTORY	1	113	112
168D	455	832	INSTRUMENT STORAGE	0	01	COMPOSITION TILE	1969	SATISFACTORY	1	113	112
169	163	835	MUSIC STUDIO	0	01	CARPET	1969	SATISFACTORY	1	113	112
170	163	835	MUSIC STUDIO	0	01	CARPET	1969	SATISFACTORY	1	113	112
171	371	315	TEACHER PLANNING OFFICE	0	01	CARPET	1969	SATISFACTORY	1	113	112
173	161	820	STAFF RESTROOM (FEMALE)	0	01	CERAMIC TILE	1969	SATISFACTORY	1	113	112
174	117	816	STUDENT RESTROOM (FEMALE)	0	01	CERAMIC TILE	1969	SATISFACTORY	1	113	112
175	5500	340	DINING AREA	0	01	COMPOSITION TILE	1969	SATISFACTORY	1	113	112
175A	50	310	SCHOOL STORE	0	01	COMPOSITION TILE	1969	SATISFACTORY	1	113	112
176	894	346	KITCHEN FOOD PREPARATION	0	01	QUARRY TILE	1969	SATISFACTORY	1	113	112
176A	300	341	KITCHEN & SERVING AREA	0	01	QUARRY TILE	1969	SATISFACTORY	1	113	112
176B	300	341	KITCHEN & SERVING AREA	0	01	QUARRY TILE	1969	SATISFACTORY	1	113	112
176C	180	345	KITCHEN NONFOOD STORAGE	0	01	QUARRY TILE	1969	SATISFACTORY	1	113	112
176D	190	342	KITCHEN DRY STORAGE	0	01	COMPOSITION TILE	1969	SATISFACTORY	1	113	112
176E	100	703	ELECTRICAL ROOM	0	01	CONCRETE	1969	SATISFACTORY	1	113	112
176F	66	350	OTHER FOOD SERVICE	0	01	CONCRETE	1969	SATISFACTORY	1	113	112
176G	75	344	KITCHEN GARBAGE WASH	0	01	CONCRETE	1969	SATISFACTORY	1	113	112
176H	116	342	KITCHEN DRY STORAGE	0	01	CONCRETE	1969	SATISFACTORY	1	113	112
176J	80	343	KITCHEN OFFICE	0	01	CARPET	1969	SATISFACTORY	1	113	112
176K	49	316	TEACHER LOUNGE/DINING	0	01	CERAMIC TILE	1969	SATISFACTORY	1	113	112

Report Date: 10/4/2013 1:58:50 PM

Page 10 of 24

FLORIDA INVENTORY OF SCHOOL HOUSES (FISH)

FACILITY INVENTORY REPORT



167	310	315	TEACHER PLANNING OFFICE	0	01	CARPET	1969	SATISFACTORY	1	113	112
168	1300	76	BAND CLASS (MIDDLE-SR HIGH)	45	01	CARPET	1969	SATISFACTORY	1	113	112
168A	71	831	MUSIC PRACTICE ROOM	0	01	CARPET	1969	SATISFACTORY	1	113	112
168B	63	831	MUSIC PRACTICE ROOM	0	01	CARPET	1969	SATISFACTORY	1	113	112
168C	63	831	MUSIC PRACTICE ROOM	0	01	CARPET	1969	SATISFACTORY	1	113	112
168D	455	832	INSTRUMENT STORAGE	0	01	COMPOSITION TILE	1969	SATISFACTORY	1	113	112
169	163	835	MUSIC STUDIO	0	01	CARPET	1969	SATISFACTORY	1	113	112
170	163	835	MUSIC STUDIO	0	01	CARPET	1969	SATISFACTORY	1	113	112
171	371	315	TEACHER PLANNING OFFICE	0	01	CARPET	1969	SATISFACTORY	1	113	112
173	161	820	STAFF RESTROOM (FEMALE)	0	01	CERAMIC TILE	1969	SATISFACTORY	1	113	112
174	117	816	STUDENT RESTROOM (FEMALE)	0	01	CERAMIC TILE	1969	SATISFACTORY	1	113	112
175	5500	340	DINING AREA	0	01	COMPOSITION TILE	1969	SATISFACTORY	1	113	112
175A	50	310	SCHOOL STORE	0	01	COMPOSITION TILE	1969	SATISFACTORY	1	113	112
176	894	346	KITCHEN FOOD PREP AREA	0	01	QUARRY TILE	1969	SATISFACTORY	1	113	112
176A	300	341	KITCHEN & SERVING AREA	0	01	QUARRY TILE	1969	SATISFACTORY	1	113	112
176B	300	341	KITCHEN & SERVING AREA	0	01	QUARRY TILE	1969	SATISFACTORY	1	113	112
176C	180	345	KITCHEN NONFOOD STORAGE	0	01	QUARRY TILE	1969	SATISFACTORY	1	113	112
176D	190	342	KITCHEN DRY STORAGE	0	01	COMPOSITION TILE	1969	SATISFACTORY	1	113	112
176E	100	703	ELECTRICAL ROOM	0	01	CONCRETE	1969	SATISFACTORY	1	113	112
176F	66	350	OTHER FOOD SERVICE	0	01	CONCRETE	1969	SATISFACTORY	1	113	112
176G	75	344	KITCHEN GARBAGE WASH	0	01	CONCRETE	1969	SATISFACTORY	1	113	112
176H	116	342	KITCHEN DRY STORAGE	0	01	CONCRETE	1969	SATISFACTORY	1	113	112
176J	80	343	KITCHEN OFFICE	0	01	CARPET	1969	SATISFACTORY	1	113	112
176K	49	316	TEACHER LOUNGE/DINING	0	01	CERAMIC TILE	1969	SATISFACTORY	1	113	112

Report Date: 10/4/2013 1:58:50 PM

Page 10 of 24

FLORIDA INVENTORY OF SCHOOL HOUSES (FISH)

FACILITY INVENTORY REPORT



176L	16	820	STAFF RESTROOM (FEMALE)	0	01	CERAMIC TILE	1969	SATISFACTORY	1	113	112
177	117	819	STAFF RESTROOM (MALE)	0	01	CERAMIC TILE	1969	SATISFACTORY	1	113	112
178	161	815	STUDENT RESTROOM (MALE)	0	01	CERAMIC TILE	1969	SATISFACTORY	1	113	112
179	110	332	CUSTODIAL WORK AREA	0	01	CONCRETE	1969	SATISFACTORY	1	113	112
180	250	114	PE LAUNDRY	0	01	CONCRETE	1969	SATISFACTORY	1	113	112
181	1850	240	TECHNOLOGY/INDUSTRY EXPLORATION LAB	19	01	CONCRETE	1969	SATISFACTORY	1	113	112
181A	79	331	CUSTODIAL SERVICE CLOSET	0	01	COMPOSITION TILE	1969	SATISFACTORY	1	113	112
181B	310	810	MATERIAL STORAGE (LARGE)	0	01	CONCRETE	1969	SATISFACTORY	1	113	112
181C	210	272	VOCATIONAL LAB SUPPORT SPACE	0	01	CONCRETE	1969	SATISFACTORY	1	113	112
181D	80	808	MATERIAL STORAGE	0	01	CONCRETE	1969	SATISFACTORY	1	113	112
181E	167	272	VOCATIONAL LAB SUPPORT SPACE	0	01	CONCRETE	1969	SATISFACTORY	1	113	112
182	1250	210	BUSINESS EXPLORATION LAB	22	01	CARPET	1969	SATISFACTORY	1	113	112
182A	109	812	PROJECT STORAGE	0	01	CARPET	1969	SATISFACTORY	1	113	112
182B	106	808	MATERIAL STORAGE	0	01	CARPET	1969	SATISFACTORY	1	113	112
183	1320	51	ART - MIDDLE	30	01	COMPOSITION TILE	1969	SATISFACTORY	1	113	112
183A	171	808	MATERIAL STORAGE	0	01	COMPOSITION TILE	1969	SATISFACTORY	1	113	112
183B	139	812	PROJECT STORAGE	0	01	COMPOSITION TILE	1969	SATISFACTORY	1	113	112
183C	65	805	KILN	0	01	COMPOSITION TILE	1969	SATISFACTORY	1	113	112
184	240	703	ELECTRICAL ROOM	0	01	CONCRETE	1969	SATISFACTORY	1	113	112
186	969	2	INTERMEDIATE/MIDDLE CLASSROOM (4-6)	22	01	CARPET	1969	SATISFACTORY	1	113	112
187	1176	11	INTERMEDIATE/MIDDLE SKILLS LAB (4-8)	22	01	CARPET	1969	SATISFACTORY	1	113	112
188	1803	230	HOME ECONOMICS EXPLORATION LAB	22	01	COMPOSITION TILE	1969	SATISFACTORY	1	113	112
188A	208	810	MATERIAL STORAGE (LARGE)	0	01	COMPOSITION TILE	1969	SATISFACTORY	1	113	112
188B	71	812	PROJECT STORAGE	0	01	COMPOSITION TILE	1969	SATISFACTORY	1	113	112

Report Date: 10/4/2013 1:58:50 PM

Page 11 of 24

FLORIDA INVENTORY OF SCHOOL HOUSES (FISH)

FACILITY INVENTORY REPORT



176L	16	820	STAFF RESTROOM (FEMALE)	0	01	CERAMIC TILE	1969	SATISFACTORY	1	113	112
177	117	819	STAFF RESTROOM (MALE)	0	01	CERAMIC TILE	1969	SATISFACTORY	1	113	112
178	161	815	STUDENT RESTROOM (MALE)	0	01	CERAMIC TILE	1969	SATISFACTORY	1	113	112
179	110	332	CUSTODIAL WORK AREA	0	01	CONCRETE	1969	SATISFACTORY	1	113	112
180	250	114	P E LAUNDRY	0	01	CONCRETE	1969	SATISFACTORY	1	113	112
181	1850	240	TECHNOLOGY/INDUSTRY EXPLORATION LAB	19	01	CONCRETE	1969	SATISFACTORY	1	113	112
181A	79	331	CUSTODIAL SERVICE CLOSET	0	01	COMPOSITION TILE	1969	SATISFACTORY	1	113	112
181B	310	810	MATERIAL STORAGE (LARGE)	0	01	CONCRETE	1969	SATISFACTORY	1	113	112
181C	210	272	VOCATIONAL LAB SUPPORT SP ACE	0	01	CONCRETE	1969	SATISFACTORY	1	113	112
181D	80	808	MATERIAL STORAGE	0	01	CONCRETE	1969	SATISFACTORY	1	113	112
181E	167	272	VOCATIONAL LAB SUPPORT SP ACE	0	01	CONCRETE	1969	SATISFACTORY	1	113	112
182	1250	210	BUSINESS EXPLORATION LAB	22	01	CARPET	1969	SATISFACTORY	1	113	112
182A	108	812	PROJECT STORAGE	0	01	CARPET	1969	SATISFACTORY	1	113	112
182B	106	808	MATERIAL STORAGE	0	01	CARPET	1969	SATISFACTORY	1	113	112
183	1320	51	ART - MIDDLE	30	01	COMPOSITION TILE	1969	SATISFACTORY	1	113	112
183A	171	808	MATERIAL STORAGE	0	01	COMPOSITION TILE	1969	SATISFACTORY	1	113	112
183B	139	812	PROJECT STORAGE	0	01	COMPOSITION TILE	1969	SATISFACTORY	1	113	112
183C	65	805	KILN	0	01	COMPOSITION TILE	1969	SATISFACTORY	1	113	112
184	240	703	ELECTRICAL ROOM	0	01	CONCRETE	1969	SATISFACTORY	1	113	112
186	969	2	INTERMEDIATE/MIDDLE CLASSROOM (4-8)	22	01	CARPET	1969	SATISFACTORY	1	113	112
187	1176	11	INTERMEDIATE/MIDDLE SKILLS LAB (4-8)	22	01	CARPET	1969	SATISFACTORY	1	113	112
188	1803	230	HOME ECONOMICS EXPLORATION LAB	22	01	COMPOSITION TILE	1969	SATISFACTORY	1	113	112
188A	208	810	MATERIAL STORAGE (LARGE)	0	01	COMPOSITION TILE	1969	SATISFACTORY	1	113	112
188B	71	812	PROJECT STORAGE	0	01	COMPOSITION TILE	1969	SATISFACTORY	1	113	112

Report Date: 10/4/2013 1:56:50 PM

Page 11 of 24

FLORIDA INVENTORY OF SCHOOL HOUSES (FISH)

FACILITY INVENTORY REPORT



201	900	304	RECEPTION AREA	0	02	CARPET	1969	SATISFACTORY	1	113	112
201A	80	307	CLINIC	0	02	COMPOSITION TILE	1969	SATISFACTORY	1	113	112
201B	90	307	CLINIC	0	02	COMPOSITION TILE	1969	SATISFACTORY	1	113	112
201C	27	816	STUDENT RESTROOM (FEMALE)	0	02	CERAMIC TILE	1969	SATISFACTORY	1	113	112
201D	88	307	CLINIC	0	02	CERAMIC TILE	1969	SATISFACTORY	1	113	112
201E	27	815	STUDENT RESTROOM (MALE)	0	02	CERAMIC TILE	1969	SATISFACTORY	1	113	112
201F	135	302	BOOKKEEPING OFFICE	0	02	CARPET	1969	SATISFACTORY	1	113	112
201G	40	309	VAULT/STUDENT RECORDS	0	02	COMPOSITION TILE	1969	SATISFACTORY	1	113	112
201H	165	301	ASSISTANT PRINCIPAL/OTHER OFFICE	0	02	CARPET	1969	SATISFACTORY	1	113	112
201J	165	311	STUDENT ACTIVITIES	0	02	CARPET	1969	SATISFACTORY	1	113	112
201K	85	308	GENERAL SCHOOL STORAGE	0	02	CARPET	1969	SATISFACTORY	1	113	112
201L	225	301	ASSISTANT PRINCIPAL/OTHER OFFICE	0	02	CARPET	1969	SATISFACTORY	1	113	112
201M	116	315	TEACHER PLANNING OFFICE	0	02	CARPET	1969	SATISFACTORY	1	113	112
201N	220	312	COMPUTER AREA	0	02	CARPET	1969	SATISFACTORY	1	113	112
201P	80	309	VAULT/STUDENT RECORDS	0	02	CARPET	1969	SATISFACTORY	1	113	112
201Q	525	301	ASSISTANT PRINCIPAL/OTHER OFFICE	0	02	CARPET	1969	SATISFACTORY	1	113	112
201R	270	300	PRINCIPAL/DIRECTOR OFFICE	0	02	CARPET	1969	SATISFACTORY	1	113	112
201S	126	301	ASSISTANT PRINCIPAL/OTHER OFFICE	0	02	CARPET	1969	SATISFACTORY	1	113	112
201T	111	301	ASSISTANT PRINCIPAL/OTHER OFFICE	0	02	CARPET	1969	SATISFACTORY	1	113	112
201U	24	819	STAFF RESTROOM (MALE)	0	02	CERAMIC TILE	1969	SATISFACTORY	1	113	112
201V	24	820	STAFF RESTROOM (FEMALE)	0	02	CERAMIC TILE	1969	SATISFACTORY	1	113	112
201W	81	309	VAULT/STUDENT RECORDS	0	02	CARPET	1969	SATISFACTORY	1	113	112
201X	77	301	ASSISTANT PRINCIPAL/OTHER OFFICE	0	02	CARPET	1969	SATISFACTORY	1	113	112
201Y	76	301	ASSISTANT PRINCIPAL/OTHER OFFICE	0	02	CARPET	1969	SATISFACTORY	1	113	112

Report Date: 10/4/2013 1:58:50 PM

Page 12 of 24

FLORIDA INVENTORY OF SCHOOL HOUSES (FISH)

FACILITY INVENTORY REPORT



201	900	304	RECEPTION AREA	0	02	CARPET	1969	SATISFACTORY	1	113	112
201A	80	307	CLINIC	0	02	COMPOSITION TILE	1969	SATISFACTORY	1	113	112
201B	90	307	CLINIC	0	02	COMPOSITION TILE	1969	SATISFACTORY	1	113	112
201C	27	816	STUDENT RESTROOM (FEMALE)	0	02	CERAMIC TILE	1969	SATISFACTORY	1	113	112
201D	88	307	CLINIC	0	02	CERAMIC TILE	1969	SATISFACTORY	1	113	112
201E	27	815	STUDENT RESTROOM (MALE)	0	02	CERAMIC TILE	1969	SATISFACTORY	1	113	112
201F	135	302	BOOKKEEPING OFFICE	0	02	CARPET	1969	SATISFACTORY	1	113	112
201G	40	309	VAULT/STUDENT RECORDS	0	02	COMPOSITION TILE	1969	SATISFACTORY	1	113	112
201H	165	301	ASSISTANT PRINCIPAL/OTHER OFFICE	0	02	CARPET	1969	SATISFACTORY	1	113	112
201J	165	311	STUDENT ACTIVITIES	0	02	CARPET	1969	SATISFACTORY	1	113	112
201K	85	308	GENERAL SCHOOL STORAGE	0	02	CARPET	1969	SATISFACTORY	1	113	112
201L	225	301	ASSISTANT PRINCIPAL/OTHER OFFICE	0	02	CARPET	1969	SATISFACTORY	1	113	112
201M	116	315	TEACHER PLANNING OFFICE	0	02	CARPET	1969	SATISFACTORY	1	113	112
201N	220	312	COMPUTER AREA	0	02	CARPET	1969	SATISFACTORY	1	113	112
201P	80	309	VAULT/STUDENT RECORDS	0	02	CARPET	1969	SATISFACTORY	1	113	112
201Q	525	301	ASSISTANT PRINCIPAL/OTHER OFFICE	0	02	CARPET	1969	SATISFACTORY	1	113	112
201R	270	300	PRINCIPAL/DIRECTOR OFFICE	0	02	CARPET	1969	SATISFACTORY	1	113	112
201S	126	301	ASSISTANT PRINCIPAL/OTHER OFFICE	0	02	CARPET	1969	SATISFACTORY	1	113	112
201T	111	301	ASSISTANT PRINCIPAL/OTHER OFFICE	0	02	CARPET	1969	SATISFACTORY	1	113	112
201U	24	819	STAFF RESTROOM (MALE)	0	02	CERAMIC TILE	1969	SATISFACTORY	1	113	112
201V	24	820	STAFF RESTROOM (FEMALE)	0	02	CERAMIC TILE	1969	SATISFACTORY	1	113	112
201W	81	309	VAULT/STUDENT RECORDS	0	02	CARPET	1969	SATISFACTORY	1	113	112
201X	77	301	ASSISTANT PRINCIPAL/OTHER OFFICE	0	02	CARPET	1969	SATISFACTORY	1	113	112
201Y	76	301	ASSISTANT PRINCIPAL/OTHER OFFICE	0	02	CARPET	1969	SATISFACTORY	1	113	112

Report Date: 10/4/2013 1:56:50 PM

Page 12 of 24

FLORIDA INVENTORY OF SCHOOL HOUSES (FISH)

FACILITY INVENTORY REPORT



202	4350	702	MECHANICAL ROOM	0	02	CONCRETE	1969	SATISFACTORY	1	113	112
Satisfactory											
	Square Feet		Student Stations	Unsatisfactory		Failed Standards		Scheduled For Replacement			
				Square Feet	Student Stations	Square Feet	Student Stations	Square Feet	Student Stations	Square Feet	Student Stations
Permanent	135,821		1,009	0	0	0	0	0	0	0	0
TOTAL	135,821		1,009	0	0	0	0	0	0	0	0

Report Date: 10/4/2013 1:56:50 PM

FLORIDA INVENTORY OF SCHOOL HOUSES (FISH)

FACILITY INVENTORY REPORT



DISTRICT: 6 BROWARD COUNTY SCHOOL DISTRICT

FACILITY: 112-A LAUDERDALE LAKES MIDDLE

BUILDING: 2 - Building Number 00002

Owner: SCHOOL BOARD	Light: ADEQUATE	Cooling: CENTRAL
Use: MIDDLE	Mech Vent: ADEQUATE	Heat Source: ELECTRIC
Year Constructed: 1969	Artificial Lighting: SHIELDED FLORESCENT	Heat Distribution: CENTRAL HOT AIR
Year Modified:	Educational TV: CLOSED CIRCUIT	Heat Capacity: ADEQUATE
Average Age NSF: 1969	Intercom: TWO WAY COMPLETE	Walls: STUCCO
Relocatable Units: 0	Telephone: PARTIAL SYSTEM	Strud Comp: COMBINATION OF 1-3
Stories: 1		Corridor: DOUBLE INSIDE

ROOM	NET SQ FT	DESIGN CODE	DESCRIPTION	STU STA	FLR LOC	FLOOR COVER	YEAR CONST	CONDITION	BLDG	PAR	FAC
025	170	700	INSIDE CIRCULATION	0	01	CARPET	1969	SATISFACTORY	2	113	112
025A	40	700	INSIDE CIRCULATION	0	01	CARPET	1969	SATISFACTORY	2	113	112
200	100	701	COVERED WALKWAY	0	01	CONCRETE	1969	SATISFACTORY	2	113	112
200A	480	701	COVERED WALKWAY	0	01	CONCRETE	1969	SATISFACTORY	2	113	112
200B	400	701	COVERED WALKWAY	0	01	CONCRETE	1969	SATISFACTORY	2	113	112
225	750	62	E S E FULL-TIME	10	01	CARPET	1969	SATISFACTORY	2	113	112
225A	100	314	ITINERANT OFFICE	0	01	CARPET	1969	SATISFACTORY	2	113	112
225B	75	813	STUDENT STORAGE	0	01	CARPET	1969	SATISFACTORY	2	113	112
225C	75	808	MATERIAL STORAGE	0	01	CARPET	1969	SATISFACTORY	2	113	112
226	650	62	E S E FULL-TIME	10	01	CARPET	1969	SATISFACTORY	2	113	112
226A	111	315	TEACHER PLANNING OFFICE	0	01	CARPET	1969	SATISFACTORY	2	113	112
226B	40	808	MATERIAL STORAGE	0	01	CARPET	1969	SATISFACTORY	2	113	112

Report Date: 10/4/2013 1:58:50 PM

Page 14 of 24

FLORIDA INVENTORY OF SCHOOL HOUSES (FISH)

FACILITY INVENTORY REPORT



ID	Room No.	Room Name	Area	Material	Year	Condition	Un satisfactory		Failed Standards		Scheduled For Replacement			
							Square Feet	Student Stations	Square Feet	Student Stations	Square Feet	Student Stations		
226C	70	813	STUDENT STORAGE		0	01						112		
227	111	315	TEACHER PLANNING OFFICE		0	01						112		
228	150	700	INSIDE CIRCULATION		0	01						112		
228A	75	707	TELEPHONE E QUIPMENT/COMMUNICATION CLOSET		0	01						112		
229	200	66	E SE SUPPLEMENTARY INSTRUCTION		0	01						112		
230	150	316	TEACHER LOUNGEDINING		0	01						112		
231	150	316	TEACHER LOUNGEDINING		0	01						112		
232	76	702	MECHANICAL ROOM		0	01						112		
233	200	315	TEACHER PLANNING OFFICE		0	01						112		
							Satisfactory		Un satisfactory		Failed Standards		Scheduled For Replacement	
							Square Feet	Student Stations	Square Feet	Student Stations	Square Feet	Student Stations	Square Feet	Student Stations
Permanent							4,173	0	0	0	0	0	0	0
TOTAL							4,173	0	0	0	0	0	0	0

FLORIDA INVENTORY OF SCHOOL HOUSES (FISH)

FACILITY INVENTORY REPORT



DISTRICT: 6 BROWARD COUNTY SCHOOL DISTRICT
FACILITY: 112-A LAUDERDALE LAKES MIDDLE
BUILDING: 3 - Building Number 00003

Owner: SCHOOL BOARD	Light: ADEQUATE	Cooling: NONE
Use: MIDDLE	Mech Vent: ADEQUATE	Heat Source: SOLAR
Year Constructed: 1969	Artificial Lighting: SHIELDED FLORESCENT	Heat Distribution: COMBINATION OF SYSTEMS
Year Modified:	Educational TV: NONE	Heat Capacity: ADEQUATE
Average Age NSF: 1969	Intercom: NONE	Walls: STUCCO
Relocatable Units: 0	Telephone: NONE	Struct Comp: COMBINATION OF 1-3
Stories: 1		Corridor: NONE

ROOM	NET SQ FT	DESIGN CODE	DESCRIPTION	STU STA	FLR LOC	FLOOR COVER	YEAR CONST	CONDITION	BLDG	PAR	FAC
230	512	702	MECHANICAL ROOM	0	01	CONCRETE	1969	SATISFACTORY	3	113	112

	Satisfactory		Unsatisfactory		Failed Standards		Scheduled For Replacement	
	Square Feet	Student Stations	Square Feet	Student Stations	Square Feet	Student Stations	Square Feet	Student Stations
Permanent	512	0	0	0	0	0	0	0
TOTAL	512	0	0	0	0	0	0	0

FLORIDA INVENTORY OF SCHOOL HOUSES (FISH)

FACILITY INVENTORY REPORT



DISTRICT: 6 BROWARD COUNTY SCHOOL DISTRICT

FACILITY: 112-A LAUDERDALE LAKES MIDDLE

BUILDING: 4 - Building Number 00004

Owner: SCHOOL BOARD	Light: ADEQUATE	Cooling: NONE
Use: MIDDLE	Mech Vent: ADEQUATE	Heat Source: NONE
Year Constructed: 1976	Artificial Lighting: SHIELDED FLORESCENT	Heat Distribution: NO HEAT PROVIDED
Year Modified:	Educational TV: NONE	Heat Capacity: NONE
Average Age NSF: 1976	Intercom: NONE	Walls: STUCCO
Relocatable Units: 0	Telephone: NONE	Struct Comp: CONCRETE
Stories: 1		Corridor: NONE

ROOM	NET SQ FT	DESIGN CODE	DESCRIPTION	STU STA	FLR LOC	FLOOR COVER	YEAR CONST	CONDITION	BLDG	PAR	FAC
301	98	333	FLAMMABLE STORAGE	0	01	CONCRETE	1976	SATISFACTORY	4	113	112
301A	62	333	FLAMMABLE STORAGE	0	01	CONCRETE	1976	SATISFACTORY	4	113	112

	Satisfactory		Unsatisfactory		Failed Standards		Scheduled For Replacement	
	Square Feet	Student Stations	Square Feet	Student Stations	Square Feet	Student Stations	Square Feet	Student Stations
Permanent	160	0	0	0	0	0	0	0
TOTAL	160	0	0	0	0	0	0	0

FLORIDA INVENTORY OF SCHOOL HOUSES (FISH)

FACILITY INVENTORY REPORT



DISTRICT: 6 BROWARD COUNTY SCHOOL DISTRICT
FACILITY: 112-A LAUDERDALE LAKES MIDDLE
BUILDING: 99 - Building Number 00099

Owner: SCHOOL BOARD	Light: ADEQUATE	Cooling: INDIVIDUAL UNITS
Use: MIDDLE	Mech Vent: NONE	Heat Source: ELECTRIC
Year Constructed: 1958	Artificial Lighting: SHIELDED FLORE SCENT	Heat Distribution: INDIVIDUAL UNIT REVERSE CYCLE
Year Modified:	Educational TV: FIXED SERVICE TRANSMITTER/RECEIVER	Heat Capacity: ADEQUATE
Average Age NSF: 1988	Intercom: TWO WAY COMPLETE	Walls: RELOCATABLE
Relocatable Units: 17	Telephone: NONE	Strud Comp: RELOCATABLE
Stories: 1		Corridor: NONE

ROOM	NET SQ FT	DESIGN CODE	DESCRIPTION	STU STA	FLR LOC	FLOOR COVER	YEAR CONST	CONDITION	BLDG	PAR	FAC
015N	792	2	INTERMEDIATE/MIDDLE CLASSROOM (4-8)	22	01	CARPET	1968	SATISFACTORY	99	113	112
1078T	792	814	STUDENT RESTROOM (BOTH SEXES)	0	01	COMPOSITION TILE	1992	SATISFACTORY	99	113	112
139C	792	2	INTERMEDIATE/MIDDLE CLASSROOM (4-8)	22	01	COMPOSITION TILE	1986	SATISFACTORY	99	113	112
140C	792	2	INTERMEDIATE/MIDDLE CLASSROOM (4-8)	22	01	COMPOSITION TILE	1986	SATISFACTORY	99	113	112
1590P	864	2	INTERMEDIATE/MIDDLE CLASSROOM (4-8)	22	01	COMPOSITION TILE	2008	SATISFACTORY	99	113	112
1591P	864	2	INTERMEDIATE/MIDDLE CLASSROOM (4-8)	22	01	COMPOSITION TILE	2008	SATISFACTORY	99	113	112
1592P	864	2	INTERMEDIATE/MIDDLE CLASSROOM (4-8)	22	01	COMPOSITION TILE	2008	SATISFACTORY	99	113	112
1593P	864	2	INTERMEDIATE/MIDDLE CLASSROOM (4-8)	22	01	COMPOSITION TILE	2008	SATISFACTORY	99	113	112
192	640	2	INTERMEDIATE/MIDDLE CLASSROOM (4-8)	22	01	CARPET	1958	SATISFACTORY	99	113	112
252	640	2	INTERMEDIATE/MIDDLE CLASSROOM (4-8)	22	01	COMPOSITION TILE	1958	SATISFACTORY	99	113	112
315C	792	2	INTERMEDIATE/MIDDLE CLASSROOM (4-8)	22	01	CARPET	1987	SATISFACTORY	99	113	112
380	640	2	INTERMEDIATE/MIDDLE CLASSROOM (4-8)	22	01	COMPOSITION TILE	1958	SATISFACTORY	99	113	112

Report Date: 10/4/2013 1:58:50 PM

Page 18 of 24

FLORIDA INVENTORY OF SCHOOL HOUSES (FISH)

FACILITY INVENTORY REPORT



	Satisfactory		Unsatisfactory		Failed Standards		Scheduled For Replacement			
	Square Feet	Student Stations	Square Feet	Student Stations	Square Feet	Student Stations	Square Feet	Student Stations		
577C	2	INTERMEDIATE/MIDDLE CLASSROOM (4-8)	22	01	COMPOSITION TILE	1989	SATISFACTORY	99	113	112
579C	2	INTERMEDIATE/MIDDLE CLASSROOM (4-8)	22	01	COMPOSITION TILE	1989	SATISFACTORY	99	113	112
631C	2	INTERMEDIATE/MIDDLE CLASSROOM (4-8)	22	01	COMPOSITION TILE	1989	SATISFACTORY	99	113	112
711C	2	INTERMEDIATE/MIDDLE CLASSROOM (4-8)	22	01	CARPET	1989	SATISFACTORY	99	113	112
979P	2	INTERMEDIATE/MIDDLE CLASSROOM (4-8)	22	01	COMPOSITION TILE	1989	SATISFACTORY	99	113	112
Relocatable	13,736	352	0	0				0		0
TOTAL	13,736	352	0	0				0		0

Report Date: 10/4/2013 1:58:50 PM

Page 19 of 24

FLORIDA INVENTORY OF SCHOOL HOUSES (FISH)

FACILITY INVENTORY REPORT



STUDENT STATIONS BY DESIGN CODE FOR:
FACILITY: LAUDERDALE LAKES MIDDLE

Design Code	Design Code Description	Satis Stu Sta			Unsat Stu Sta			Sat Tot	Unset Tot	Satis Rooms			Unsettis Rooms			Fail Std Stu Sta		Repl Stu Sta		Fail Std Rooms		Repl Rooms	
		Perm	Mod	Relo	Perm	Mod	Relo			Perm	Mod	Relo	Perm	Mod	Relo	Relo	Relo	Relo	Relo	Relo	Relo	Relo	Relo
00002	INTERMEDIATE/MIDDLE CLASSROOM (4-8)	484	0	352	0	0	0	836	0	22	0	16	0	0	0	0	0	0	0	0	0	0	
00011	INTERMEDIATE/MIDDLE SKILLS LAB (4-8)	66	0	0	0	0	0	66	0	3	0	0	0	0	0	0	0	0	0	0	0	0	
00020	INTERMEDIATE/MIDDLE SCIENCE DEMO (4-8)	154	0	0	0	0	0	154	0	7	0	0	0	0	0	0	0	0	0	0	0	0	
00040	RESOURCE ROOM	0	0	0	0	0	0	0	0	2	0	0	0	0	0	0	0	0	0	0	0	0	
00051	ART - MIDDLE	30	0	0	0	0	0	30	0	1	0	0	0	0	0	0	0	0	0	0	0	0	
00061	E SE PART-TIME	30	0	0	0	0	0	30	0	2	0	0	0	0	0	0	0	0	0	0	0	0	
00062	E SE FULL-TIME	20	0	0	0	0	0	20	0	2	0	0	0	0	0	0	0	0	0	0	0	0	
00065	E SE RESOURCE	0	0	0	0	0	0	0	0	2	0	0	0	0	0	0	0	0	0	0	0	0	
00066	E SE SUPPLEMENTARY INSTRUCTION	0	0	0	0	0	0	0	0	1	0	0	0	0	0	0	0	0	0	0	0	0	
00075	VOCAL MUSIC CLASS (MIDDLE-SR HIGH)	17	0	0	0	0	0	17	0	1	0	0	0	0	0	0	0	0	0	0	0	0	
00076	BAND CLASS (MIDDLE-SR HIGH)	45	0	0	0	0	0	45	0	1	0	0	0	0	0	0	0	0	0	0	0	0	
00083	MUSIC RELATED SPACE	0	0	0	0	0	0	0	0	1	0	0	0	0	0	0	0	0	0	0	0	0	
00092	P E LOCKER ROOM (MALE)	0	0	0	0	0	0	0	0	1	0	0	0	0	0	0	0	0	0	0	0	0	
00093	P E LOCKER ROOM (FEMALE)	0	0	0	0	0	0	0	0	1	0	0	0	0	0	0	0	0	0	0	0	0	
00094	P E SHOWER (MALE)	0	0	0	0	0	0	0	0	3	0	0	0	0	0	0	0	0	0	0	0	0	
00095	P E SHOWER (FEMALE)	0	0	0	0	0	0	0	0	4	0	0	0	0	0	0	0	0	0	0	0	0	
00096	P E DRYING AREA (MALE)	0	0	0	0	0	0	0	0	1	0	0	0	0	0	0	0	0	0	0	0	0	
00097	P E DRYING AREA (FEMALE)	0	0	0	0	0	0	0	0	1	0	0	0	0	0	0	0	0	0	0	0	0	
00098	P E STORAGE (MIDDLE-SR HIGH)	0	0	0	0	0	0	0	0	4	0	0	0	0	0	0	0	0	0	0	0	0	
00100	P E TEACHER'S SHOWER (FEMALE)	0	0	0	0	0	0	0	0	1	0	0	0	0	0	0	0	0	0	0	0	0	
00111	JR HIGH GYMNASIUM	120	0	0	0	0	0	120	0	1	0	0	0	0	0	0	0	0	0	0	0	0	
00114	P E LAUNDRY	0	0	0	0	0	0	0	0	5	0	0	0	0	0	0	0	0	0	0	0	0	
00121	OTHER P E SP ACE	0	0	0	0	0	0	0	0	1	0	0	0	0	0	0	0	0	0	0	0	0	
00210	BUSINE SS EXPLORATION LAB	22	0	0	0	0	0	22	0	1	0	0	0	0	0	0	0	0	0	0	0	0	

Report Date: 10/4/2013 1:58:50 PM

Page 20 of 24

FLORIDA INVENTORY OF SCHOOL HOUSES (FISH)

FACILITY INVENTORY REPORT



Design Code	Design Code Description	Satis Stu Sta			Unsat Stu Sta			Sat			Unsat			Satis Rooms			Unsat Rooms			Fail Std Stu Sta		Repl Stu Sta		Fail Std Rooms		Repl Rooms	
		Perm	Mod	Relo	Perm	Mod	Relo	Tot	Tot	Perm	Mod	Relo	Tot	Perm	Mod	Relo	Perm	Mod	Relo	Relo	Relo	Relo	Relo	Relo	Relo	Relo	Relo
00230	HOME ECONOMICS EXPLORATION LAB	22	0	0	0	0	0	22	0	1	0	0	0	0	0	0	0	0	0	0	0	0	0	0	0	0	0
00240	TECHNOLOGY/INDUSTRY EXPLORATION LAB	19	0	0	0	0	0	19	0	1	0	0	0	0	0	0	0	0	0	0	0	0	0	0	0	0	0
00272	VOCATIONAL LAB SUPPORT SP ACE	0	0	0	0	0	0	0	0	2	0	0	0	0	0	0	0	0	0	0	0	0	0	0	0	0	0
00300	PRINCIPAL/DIRECTOR OFFICE	0	0	0	0	0	0	0	0	1	0	0	0	0	0	0	0	0	0	0	0	0	0	0	0	0	0
00301	ASSISTANT PRINCIPAL/OTHER OFFICE	0	0	0	0	0	0	0	0	11	0	0	0	0	0	0	0	0	0	0	0	0	0	0	0	0	0
00302	BOOKKEEPING OFFICE	0	0	0	0	0	0	0	0	1	0	0	0	0	0	0	0	0	0	0	0	0	0	0	0	0	0
00304	RECEPTION AREA	0	0	0	0	0	0	0	0	3	0	0	0	0	0	0	0	0	0	0	0	0	0	0	0	0	0
00306	CONFERENCE ROOM	0	0	0	0	0	0	0	0	1	0	0	0	0	0	0	0	0	0	0	0	0	0	0	0	0	0
00307	CLINIC	0	0	0	0	0	0	0	0	3	0	0	0	0	0	0	0	0	0	0	0	0	0	0	0	0	0
00308	GENERAL SCHOOL STORAGE	0	0	0	0	0	0	0	0	6	0	0	0	0	0	0	0	0	0	0	0	0	0	0	0	0	0
00309	VAULT/STUDENT RECORDS	0	0	0	0	0	0	0	0	3	0	0	0	0	0	0	0	0	0	0	0	0	0	0	0	0	0
00310	SCHOOL STORE	0	0	0	0	0	0	0	0	1	0	0	0	0	0	0	0	0	0	0	0	0	0	0	0	0	0
00311	STUDENT ACTIVITIES	0	0	0	0	0	0	0	0	1	0	0	0	0	0	0	0	0	0	0	0	0	0	0	0	0	0
00312	COMPUTER AREA	0	0	0	0	0	0	0	0	1	0	0	0	0	0	0	0	0	0	0	0	0	0	0	0	0	0
00313	CAREERS ROOM	0	0	0	0	0	0	0	0	1	0	0	0	0	0	0	0	0	0	0	0	0	0	0	0	0	0
00314	ITINERANT OFFICE	0	0	0	0	0	0	0	0	1	0	0	0	0	0	0	0	0	0	0	0	0	0	0	0	0	0
00315	TEACHER PLANNING OFFICE	0	0	0	0	0	0	0	0	11	0	0	0	0	0	0	0	0	0	0	0	0	0	0	0	0	0
00316	TEACHER LOUNGE/DINING	0	0	0	0	0	0	0	0	4	0	0	0	0	0	0	0	0	0	0	0	0	0	0	0	0	0
00331	CUSTODIAL SERVICE CLOSET	0	0	0	0	0	0	0	0	8	0	0	0	0	0	0	0	0	0	0	0	0	0	0	0	0	0
00332	CUSTODIAL WORK AREA	0	0	0	0	0	0	0	0	1	0	0	0	0	0	0	0	0	0	0	0	0	0	0	0	0	0
00333	FLAMMABLE STORAGE	0	0	0	0	0	0	0	0	2	0	0	0	0	0	0	0	0	0	0	0	0	0	0	0	0	0
00340	DINING AREA	0	0	0	0	0	0	0	0	1	0	0	0	0	0	0	0	0	0	0	0	0	0	0	0	0	0
00341	KITCHEN & SERVING AREA	0	0	0	0	0	0	0	0	2	0	0	0	0	0	0	0	0	0	0	0	0	0	0	0	0	0
00342	KITCHEN DRY STORAGE	0	0	0	0	0	0	0	0	2	0	0	0	0	0	0	0	0	0	0	0	0	0	0	0	0	0
00343	KITCHEN OFFICE	0	0	0	0	0	0	0	0	1	0	0	0	0	0	0	0	0	0	0	0	0	0	0	0	0	0
00344	KITCHEN GARBAGE WASH	0	0	0	0	0	0	0	0	1	0	0	0	0	0	0	0	0	0	0	0	0	0	0	0	0	0

FLORIDA INVENTORY OF SCHOOL HOUSES (FISH)

FACILITY INVENTORY REPORT



Design Code	Design Code Description	Satisfs Stu Sta			Unsat Stu Sta			Sat Tot	Unsat Tot	Satisfs Rooms			Unsat Rooms			Fall Std Stu Sta		Repl Stu Sta		Fall Std Rooms		Repl Rooms	
		Perm	Mod	Relo	Perm	Mod	Relo			Perm	Mod	Relo	Perm	Mod	Relo	Relo	Relo	Relo	Relo	Relo	Relo	Relo	Relo
00345	KITCHEN NONFOOD STORAGE	0	0	0	0	0	0	0	0	1	0	0	0	0	0	0	0	0	0	0	0	0	
00346	KITCHEN FOOD PREPARATION	0	0	0	0	0	0	0	0	1	0	0	0	0	0	0	0	0	0	0	0	0	
00350	OTHER FOOD SERVICE	0	0	0	0	0	0	0	0	1	0	0	0	0	0	0	0	0	0	0	0	0	
00361	MULTIPURPOSE ROOM (DINING)	0	0	0	0	0	0	0	0	1	0	0	0	0	0	0	0	0	0	0	0	0	
00368	TEXTBOOK STORAGE	0	0	0	0	0	0	0	0	1	0	0	0	0	0	0	0	0	0	0	0	0	
00380	LIBRARY (READING ROOM/STACKS)	0	0	0	0	0	0	0	0	1	0	0	0	0	0	0	0	0	0	0	0	0	
00381	MEDIA TECHNICAL PROCESSING	0	0	0	0	0	0	0	0	1	0	0	0	0	0	0	0	0	0	0	0	0	
00390	MEDIA GROUP PROJECTS/INSTRUCTION	0	0	0	0	0	0	0	0	1	0	0	0	0	0	0	0	0	0	0	0	0	
00700	INSIDE CIRCULATION	0	0	0	0	0	0	0	0	39	0	0	0	0	0	0	0	0	0	0	0	0	
00701	COVERED WALKWAY	0	0	0	0	0	0	0	0	7	0	0	0	0	0	0	0	0	0	0	0	0	
00702	MECHANICAL ROOM	0	0	0	0	0	0	0	0	3	0	0	0	0	0	0	0	0	0	0	0	0	
00703	ELECTRICAL ROOM	0	0	0	0	0	0	0	0	3	0	0	0	0	0	0	0	0	0	0	0	0	
00707	TELEPHONE EQUIPMENT/COMMUNICATION CLOSET	0	0	0	0	0	0	0	0	1	0	0	0	0	0	0	0	0	0	0	0	0	
00803	INSTRUCTIONAL DARKROOM	0	0	0	0	0	0	0	0	2	0	0	0	0	0	0	0	0	0	0	0	0	
00805	KILN	0	0	0	0	0	0	0	0	1	0	0	0	0	0	0	0	0	0	0	0	0	
00808	MATERIAL STORAGE	0	0	0	0	0	0	0	0	13	0	0	0	0	0	0	0	0	0	0	0	0	
00810	MATERIAL STORAGE (LARGE)	0	0	0	0	0	0	0	0	8	0	0	0	0	0	0	0	0	0	0	0	0	
00812	PROJECT STORAGE	0	0	0	0	0	0	0	0	3	0	0	0	0	0	0	0	0	0	0	0	0	
00813	STUDENT STORAGE	0	0	0	0	0	0	0	0	2	0	0	0	0	0	0	0	0	0	0	0	0	
00814	STUDENT RESTROOM (BOTH SEXES)	0	0	0	0	0	0	0	0	0	0	1	0	0	0	0	0	0	0	0	0	0	
00815	STUDENT RESTROOM (MALE)	0	0	0	0	0	0	0	0	7	0	0	0	0	0	0	0	0	0	0	0	0	
00816	STUDENT RESTROOM (FEMALE)	0	0	0	0	0	0	0	0	8	0	0	0	0	0	0	0	0	0	0	0	0	
00819	STAFF RESTROOM (MALE)	0	0	0	0	0	0	0	0	4	0	0	0	0	0	0	0	0	0	0	0	0	
00820	STAFF RESTROOM (FEMALE)	0	0	0	0	0	0	0	0	4	0	0	0	0	0	0	0	0	0	0	0	0	
00821	STAFF RESTROOM (BOTH SEXES)	0	0	0	0	0	0	0	0	2	0	0	0	0	0	0	0	0	0	0	0	0	
00831	MUSIC PRACTICE ROOM	0	0	0	0	0	0	0	0	11	0	0	0	0	0	0	0	0	0	0	0	0	

Report Date: 10/4/2013 1:58:50 PM

Page 22 of 24

FLORIDA INVENTORY OF SCHOOL HOUSES (FISH)

FACILITY INVENTORY REPORT



Design Code	Design Code Description	Satis Stu Sta			Unsat Stu Sta			Sat			Unsat			Satis Rooms			Unsat Rooms			Fall Std Stu Sta		Fall Std Rooms		Repl Rooms	
		Perm	Mod	Relo	Perm	Mod	Relo	Tot	Perm	Mod	Relo	Tot	Perm	Mod	Relo	Perm	Mod	Relo	Relo	Relo	Relo	Relo			
00832	INSTRUMENT STORAGE	0	0	0	0	0	0	0	1	0	0	0	0	0	0	0	0	0	0	0	0	0	0	0	
00835	MUSIC STUDIO	0	0	0	0	0	0	2	0	0	0	0	0	0	0	0	0	0	0	0	0	0	0	0	
Totals:		1029	0	352	0	0	0	1381	0	269	0	17	0	0	0	0	0	0	0	0	0	0	0	0	

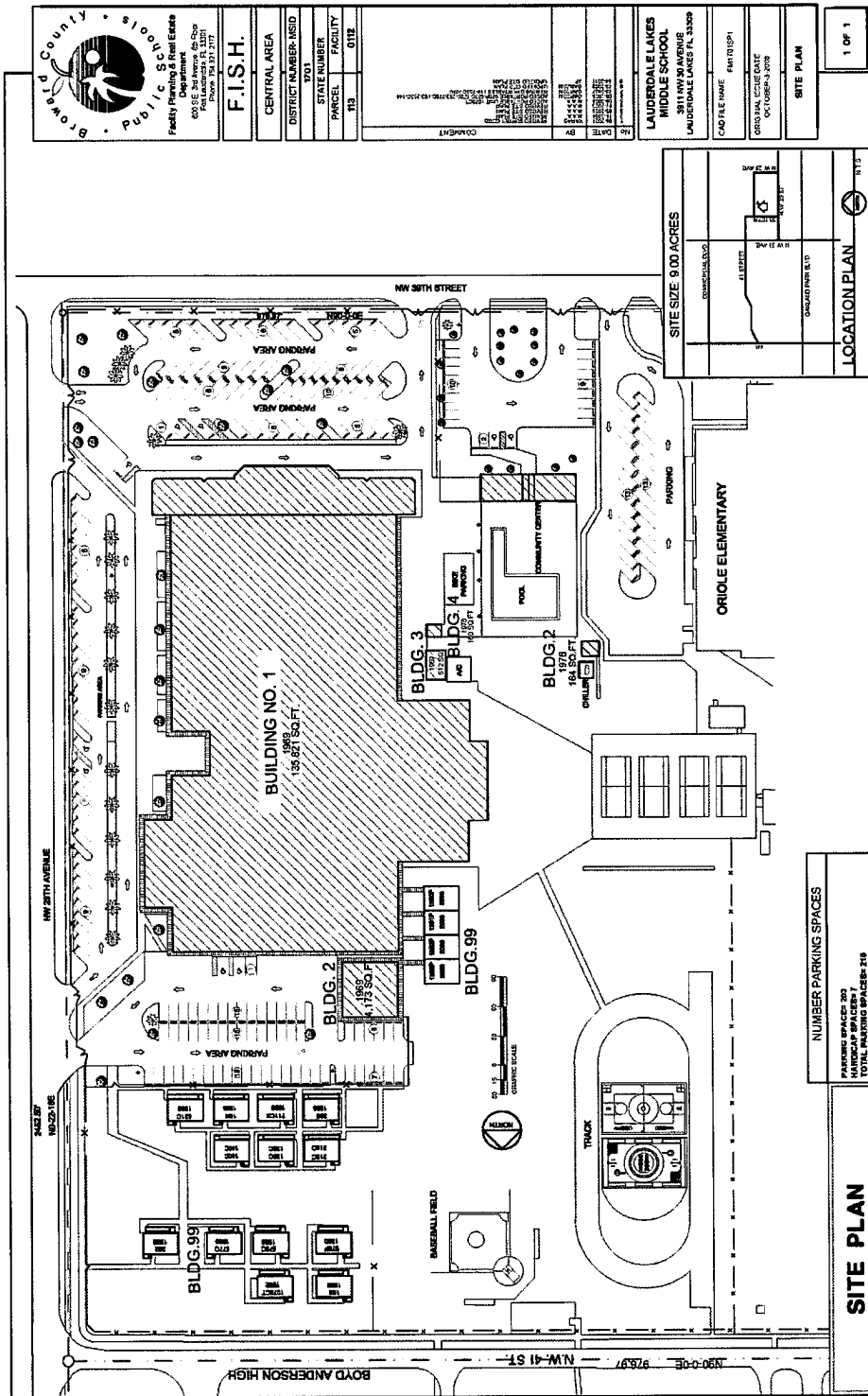
Report Date: 10/4/2013 1:58:50 PM

Page 23 of 24

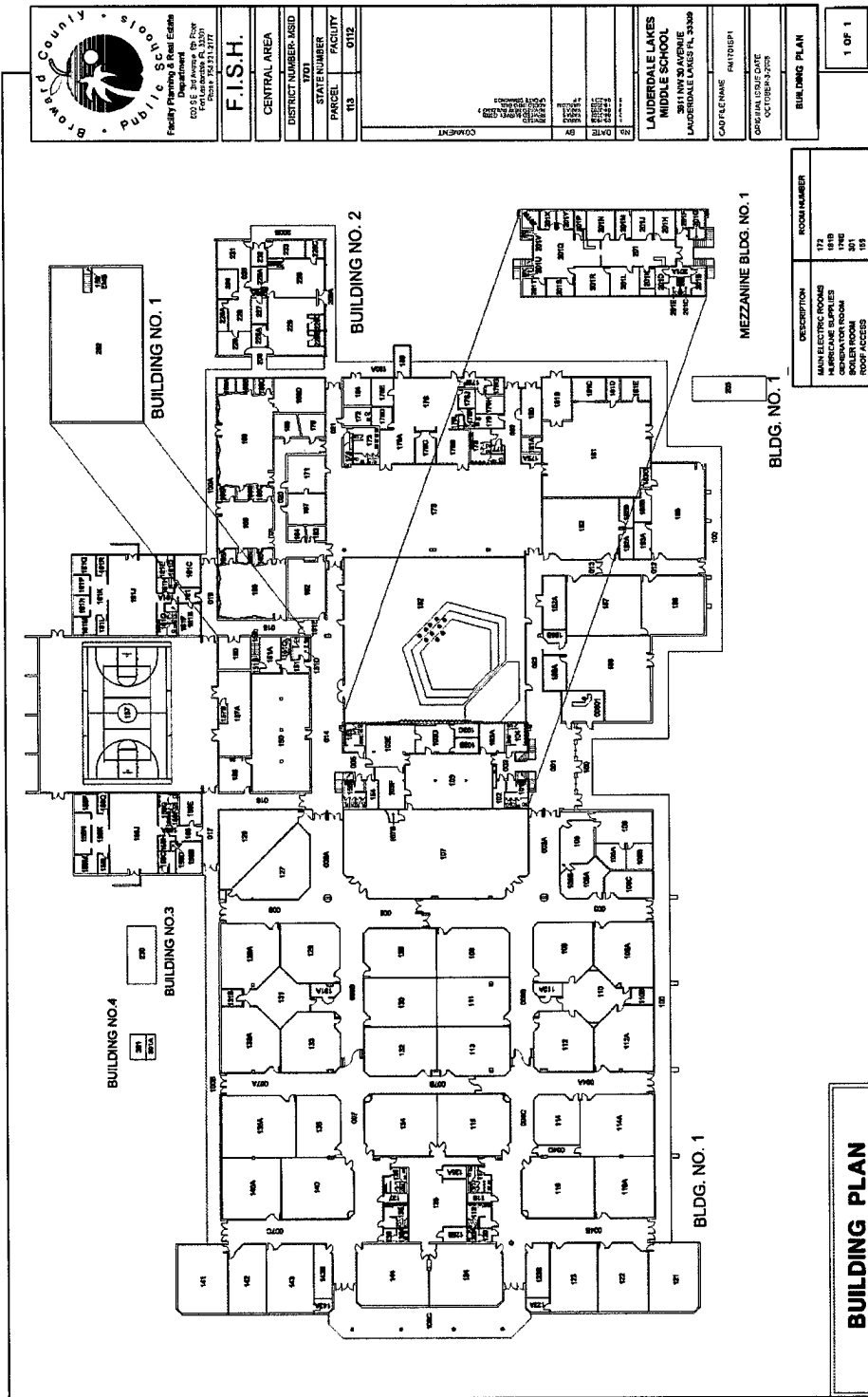
FLORIDA INVENTORY OF SCHOOL HOUSES (FISH)
FACILITY INVENTORY REPORT



2.3.3 FISH Site Plan



2.3.4 FISH Building Plan



2.4.0 Facility Assessments and Budgetary Documentation

This section includes facility condition assessments and budgetary documentation that has been completed over recent years regarding the General Obligation Bond funding and approved budgetary construction scope of work.

2.3.1 Adopted District Educational Facilities Plan

The ADEFP is the most recent approved budget for each campus of Broward County Schools. Construction scope is itemized including changes to the initial deficiency listings for each campus. It is the responsibility of the Design/Build Contractor to reconcile any differences between the ADEFP and additional budgetary or facility condition assessments.

2.3.2 SMART Campus Summary

The SMART Campus Summary is the most recent facility condition assessment completed for each campus. The summary provides existing building applicable dates and square footage, in addition to deficiency listings broken down into Safety & Security, Music & Arts, Athletics, Renovations, and Technology (SMART) categories to organize the approved funding in terms of programs that are affected.

The Campus Summary does not represent the final approved funding, and is for information purposes only.

2.3.3 MAPPS Deficiency Listing

The MAPPS Deficiency Listing is a detailed facility condition assessment conducted by Jacobs over recent years. The deficiency listing is presented as an itemized list of deficiencies on a site and building specific level organized by discipline. Note that all deficiency items are not in the scope of work. Items initialed "GOB" are included in the initial General Obligation Bond, prior to final approval of ADEFP.

The MAPPS Deficiency Listing does not represent the final approved funding, and is for information purposes only.

2.3.4 MAPPS Detailed List

The MAPPS Detailed List is raw database information in tabular format. The purpose of the Detailed List is to provide additional notes and quantity to cost estimate information. It is important to note that the Detailed List does not include all items from the approved budget. Additional items may occur and should be confirmed with the ADEFP.

2.3.5 MAPPS Deficiency Detail

The MAPPS Deficiency Detail report is raw database information with a breakdown of the cost estimate including construction adjustments and soft cost adjustments. As is with the Detail List, budget confirmation with the ADEFP is required.

2.4.1 Adopted District Educational Facilities Plan (DEFP)

Lauderdale Lakes Middle School

Adopted District Educational Facilities Plan							
Project	Carryover (2014-15)	Year 1 (2015-16)	Year 2 (2016-17)	Year 3 (2017-18)	Year 4 (2018-19)	Total	Scope
Building Envelope	5,678,942					5,678,942	Roof repair, stucco and waterproof, interior repairs, HVAC - evaluation, test/balance and repair. Replace FB in 4 AHUs and provide dehumidification.
ADEFP Sub-Total	0	0	0	0	0	0	

SMART Program							
Project	Carryover (2014-15)	Year 1 (2015-16)	Year 2 (2016-17)	Year 3 (2017-18)	Year 4 (2018-19)	Total	Scope
Safety & Security	2,311,000					2,311,000	Fire Sprinklers
Safety & Security	461,000					461,000	Fire Alarm
Renovation			42,000			42,000	Wireless Network Upgrade
Renovation	100,000					100,000	School Choice Enhancement
Renovation	363,000					363,000	Media Center improvements
Renovation	3,125,000					3,125,000	Roof repair, stucco and waterproof, interior repairs, HVAC - evaluation, test/balance and repair. Replace FB in 4 AHUs and provide dehumidification.
Renovation			3,000			3,000	CAT 6 Data port Upgrade
Technology			9,000			9,000	Technology Infrastructure (Servers, Racks, etc.) Upgrade
Technology			112,000			112,000	Additional computers to close computer gap
SMART Sub-Total	6,360,000	0	166,000	0	0	6,526,000	

	Carryover (2014-15)	Year 1 (2015-16)	Year 2 (2016-17)	Year 3 (2017-18)	Year 4 (2018-19)	Total	
School Total	6,360,000	0	166,000	0	0	6,526,000	

Addendum #1

List of Facility Project Revisions

This addendum is a result of the Facilities Department's ongoing review process for construction projects. The addendum provides updated information received on February 11th, after the major reports in the Amendment to the ADEFP were compiled and the summary tables had been reviewed and finalized. This addendum is attached to and made a part of the Amendment to the Adopted District Educational Facilities Plan.

School	Project	Scope	Amount	Revised Amount	Increase/ (Decrease)
Deerfield Beach Senior High School	Renovations	Roof Repairs and HVAC	9,431,000	8,752,000	(679,000)
Hollywood Hills Senior High School	Renovations	Roof Replacement	4,105,000	3,568,000	(537,000)
Lauderdale Lakes Middle School	Renovations	Roof repair, stucco and waterproof, interior repairs, HVAC - evaluation, test/balance and repair. Replace FB in 4 AHUs and provide dehumidification.	3,125,000	3,346,000	221,000
Lauderhill 6-12	Renovations	Roof repairs, new elevator, remodel mezzanine, covered walkway, gym lights	1,943,000	1,868,000	(75,000)
	<u>Athletics</u>	<u>Weight Room Renovation</u>	<u>0</u>	<u>121,000</u>	<u>121,000</u> *
Northeast Senior High School	Renovations	Re-Roofing.	3,769,000	3,408,000	(361,000)
Nova Senior High School	Music & Arts	Replacement of building 15	885,000	-	(885,000)
	Renovations	Building Envelope Improvements (Roof, Window, Ext Wall, etc.)	2,644,000	3,544,000	900,000
	Renovations	Electrical Improvements	1,466,000	2,642,000	1,176,000
	Renovations	HVAC Improvements	6,631,000	8,493,000	1,862,000
	Renovations	Replacement of building 14	1,928,200	-	(1,928,200)
	Renovations	Replacement of building 16	2,103,750	-	(2,103,750)
	Safety & Security	Safety / Security Upgrade	250,000	570,000	320,000
	<u>Renovations</u>	<u>Media Center Improvements</u>	<u>34,000</u>	<u>543,000</u>	<u>509,000</u> *
Walter C Young Middle School	Renovations	Building Envelope Improvements (Roof, Window, Ext Wall, etc.)	2,318,000	3,011,000	693,000
	Renovations	HVAC Improvements	5,508,000	5,805,000	297,000
	Safety & Security	Single Point of Entry	465,000	-	(465,000)
William T Mcfatter Technical College	Renovations	HVAC repairs to include buildings 1,2,4,5.	2,624,000	3,296,000	672,000
Wingate Oaks Center	Renovations	Replacement of HVAC equipment in buildings 1,2,4,5.	700,000	1,120,000	420,000
Wingate Oaks Center	Renovations	Building Envelope Improvements (Roof, Window, Ext Wall, etc.)	-	902,000	902,000
			49,929,950	50,989,000	1,059,050

* Additional correction made by the Facilities Department after the April 14, 2015, School Board Workshop.

2.4.2 SMART Campus Summary



2014 Facility Condition Assessment
Campus Summary

1701 Lauderdale Lakes Middle School
3911 NW 30th Avenue
Lauderdale Lakes FL 33309



Year Open		1969	
Other Years		1976	
Perm. Bldgs/SF	4	138,327	
Port. Bldgs/SF	17	13,736	
Current FCI Need		8,041,025	
Replacement Value	+	32,922,389	
Facility Condition Index	=	24.4 %	

Facility Condition Index



GOB Bond / Construction Projects

Safety & Security

	Budget	Fund Yr.	Status
Lauderdale Lakes Middle School Fire Alarm	\$461,000	2015	2014 GOB
Lauderdale Lakes Middle School Fire Sprinklers	\$2,311,000	2015	2014 GOB
	\$2,772,000		

Music & Arts

None Identified

Athletics

None Identified

Renovations

	Budget	Fund Yr.	Status
Lauderdale Lakes Middle School Roofing	\$1,865,000	2015	2014 GOB
Lauderdale Lakes Middle School HVAC	\$548,000	2015	2014 GOB
Lauderdale Lakes MS School Choice Enhancement	\$100,000	2015	2014 GOB
Lauderdale Lakes Middle School Other HVAC Improvements	\$557,000	2015	2014 GOB
Lauderdale Lakes Middle School Media Center Renovations	\$363,000	2015	2014 GOB
	\$3,433,000		

Technology

	Budget	Fund Yr.	Status
Lauderdale Lakes MS Technology Infrastructure (Servers, Racks, etc.)	\$9,000	2017	2014 GOB
Lauderdale Lakes MS Computer Gap	\$112,000	2017	2014 GOB
Lauderdale Lakes MS CAT 6 Dataport	\$3,000	2017	2014 GOB
Lauderdale Lakes MS Wireless Network	\$42,000	2017	2014 GOB
	\$166,000		

Total In-Progress and Planned \$6,371,000

Total Unplanned Need \$3,777,319



2014 Facility Condition Assessment
Campus Summary

Unplanned Need	
Safety & Security	Budget
<hr/>	
None Identified	
	\$0
<hr/>	
Music & Arts	Budget
<hr/>	
Lauderdale Lakes Middle School Music / Art Renovations	\$206,604
	\$206,604
<hr/>	
Athletics	Budget
<hr/>	
None Identified	
	\$0
<hr/>	
Renovations	Budget
<hr/>	
Various maintenance projects throughout campus	
Lauderdale Lakes Middle School STEM Lab Renovations	\$737,395
Lauderdale Lakes Middle School Cafeteria Renovations	\$277,763
Misc Maintenance Improvements at Lauderdale Lakes MS	\$1,289,844
Misc Site Improvements at Lauderdale Lakes MS	\$109,778
Misc Interior Improvements at Lauderdale Lakes MS	\$232,785
Misc Plumbing Improvements at Lauderdale Lakes MS	\$130,252
Misc Specialties Improvements at Lauderdale Lakes MS	\$219,693
Misc Other Improvements at Lauderdale Lakes MS	\$537,768
	\$3,535,278
<hr/>	
Technology	Budget
<hr/>	
Fiber Optic Network (10GB) Upgrade at Lauderdale Lakes MS	\$35,436
	\$35,436
<hr/>	
Total Unplanned Need	\$3,777,319

2.4.3 MAPPS Deficiency Listing

Broward County Public Schools

School Deficiency Listing

9/2/2014 9:20 AM

1701	Lauderdale Lakes Middle School
-------------	---------------------------------------

Site Level Deficiencies

Site

Deficiency	Category	Qty	UoM	Priority	Repair Cost	ID
Walkways do not have shelter from rain.	Educational Adequacy	400	LF	2	\$108,416	313950
Site Drainage Requires Regrading	Deferred Maintenance	2,000	SF	3	\$1,362	799
Sub Total for System		2	Items		\$109,778	

Mechanical

Deficiency	Category	Qty	UoM	Priority	Repair Cost	ID
Computer room lacks independent AC	Educational Adequacy	1	Ea	2	\$41,041	250126
Sub Total for System		1	Items		\$41,041	

Electrical

Deficiency	Category	Qty	UoM	Priority	Repair Cost	ID
The Canopy Lighting Requires Replacement	Deferred Maintenance	12	Ea	2	\$22,862	808
School site lacks appropriate lighting	Educational Adequacy	39	Ea	3	\$193,798	255350
Sub Total for System		2	Items		\$216,660	

Fire and Security

Deficiency	Category	Qty	UoM	Priority	Repair Cost	ID
Entire Fire Alarm System Needs to be Replaced Location: Main/Portable	Capital Renewal	1	LS	1	\$460,681	220842 GOB
Install Fire Sprinklers Location: 1590p thru 1593p	Code Compliance	138.327	SF	1	\$1,144,431	65259 GOB
Sub Total for System		2	Items		\$1,605,112	

Technology

Deficiency	Category	Qty	UoM	Priority	Repair Cost	ID
School lacks appropriate number of surveillance cameras	Functional Deficiency	16	Ea	2	\$78,561	255257
CAT-6 wiring to WAP needs to be provided	Functional Deficiency	30	Ea	3	\$23,663	224998 GOB
School requires computers to close accessibility gap	Functional Deficiency	1	LS	3	\$112,000	313777 GOB
School requires technology infrastructure (servers, racks, etc)	Functional Deficiency	1	LS	3	\$8,640	313371 GOB
School requires Wireless Access Point hardware	Functional Deficiency	1	LS	3	\$18,120	313577 GOB
Sub Total for System		5	Items		\$240,984	

Specialties

Deficiency	Category	Qty	UoM	Priority	Repair Cost	ID
Computer room lacks appropriate furniture	Functional Deficiency	1	Ea	4	\$2,117	250242
Sub Total for System		1	Items		\$2,117	

Other

Deficiency	Category	Qty	UoM	Priority	Repair Cost	ID
School Selected Educational Adequacy Enhancement	Educational Adequacy	1	LS	2	\$100,000	314128 GOB
Provide for Science Labs in MS (Support for Programs)	New Construction	1	Ea	4	\$253,306	226430
Provide Middle School Art Lab	New Construction	1	Ea	5	\$284,462	226482
Sub Total for System		3	Items		\$637,768	
Sub Total for School and Site Level		16	Items		\$2,853,460	

Building: 01 - Building 1

Roofing

Deficiency	Category	Qty	UoM	Priority	Repair Cost	ID
Reroofing with new Decking Required (Broward CPS)	Capital Renewal	142,215	SF	1	\$1,782,805	19175 GOB
Sub Total for System		1	Items		\$1,782,805	

Rev 1 Sept 2014
M*A*P*S ©, Jacobs 2014

Lauderdale Lakes Middle School 1701
Page 1 of 5

Broward County Public Schools

School Deficiency Listing

9/2/2014 9 20 AM

1701	Lauderdale Lakes Middle School
-------------	---------------------------------------

Building: 01 - Building 1

Interior

Deficiency	Category	Qty	UoM	Priority	Repair Cost	ID
Classroom Door Requires Vision Panel	Educational Adequacy	4	Ea.	3	\$1,493	Rollup
Classroom doors lack appropriate signs	Educational Adequacy	57	Ea.	3	\$9,752	Rollup
Room has insufficient writing area.	Educational Adequacy	6	Ea.	3	\$6,231	Rollup
Room has insufficient tackboard area	Educational Adequacy	28	Ea.	4	\$10,790	Rollup
Room lacks appropriate amount of teacher storage	Educational Adequacy	247	Ea.	4	\$149,390	Rollup
Room lacks appropriate sound control	Educational Adequacy	5,381	SF	4	\$168,772	Rollup
Sub Total for System		6	Items		\$346,428	

Mechanical

Deficiency	Category	Qty	UoM	Priority	Repair Cost	ID
The Air Handler HVAC Component Requires Replacement	Capital Renewal	5	Ea.	2	\$547,693	841 GOB
The Air Handler HVAC Component Requires Replacement	Capital Renewal	3	Ea.	3	\$128,515	839 GOB
The Air Handler HVAC Component Requires Replacement	Capital Renewal	4	Ea.	3	\$222,017	840 GOB
Duct Cleaning Required	Deferred Maintenance	134,268	SF	5	\$111,550	803
Sub Total for System		4	Items		\$1,009,775	

Electrical

Deficiency	Category	Qty	UoM	Priority	Repair Cost	ID
Emergency Lighting Is Inadequate Or Not Present And Should Be Installed	Code Compliance	2,000	SF	2	\$3,183	810
Room has insufficient electrical outlets	Educational Adequacy	78	Ea.	3	\$28,530	Rollup
The 1 X 4 Interior Fluorescent Light Fixture Requires Replacement	Capital Renewal	10	Ea.	3	\$3,422	314684
The 2 X 4 Interior Fluorescent Lighting Requires Replacement	Capital Renewal	1,200	Ea.	3	\$653,204	314685
Room does not have tamper-proof light switching	Educational Adequacy	6	Ea.	5	\$2,913	Rollup
Room lacks controls to partially dim lights.	Educational Adequacy	4	Ea.	5	\$3,117	Rollup
Sub Total for System		6	Items		\$694,370	

Plumbing

Deficiency	Category	Qty	UoM	Priority	Repair Cost	ID
The Class Room Lavatories Plumbing Fixtures Are Missing And Should Be Installed	Educational Adequacy	2	Ea.	2	\$2,713	Rollup
Prep room lacks a sink	Educational Adequacy	5	Ea.	3	\$22,249	Rollup
Room lacks a private shower area.	Educational Adequacy	2	Ea.	4	\$18,266	Rollup
Room lacks private toilets	Educational Adequacy	2	Ea.	4	\$22,434	Rollup
Room lacks a drinking fountain.	Educational Adequacy	1	Ea.	5	\$959	Rollup
Sub Total for System		6	Items		\$66,620	

Fire and Security

Deficiency	Category	Qty	UoM	Priority	Repair Cost	ID
Install Fire Sprinklers	Code Compliance	900	SF	1	\$7,760	Rollup GOB
Install Fire Sprinklers	Code Compliance	134,268	SF	1	\$1,157,719	65256 GOB
Location: F-101 - 185						
Sub Total for System		2	Items		\$1,165,479	

Technology

Deficiency	Category	Qty	UoM	Priority	Repair Cost	ID
Room has insufficient dataports.	Educational Adequacy	20	Ea.	2	\$3,460	Rollup GOB

Rev 1 Sept 2014

Lauderdale Lakes Middle School

1701

M•A•P•P•S ©, Jacobs 2014

Page 2 of 5

Broward County Public Schools

School Deficiency Listing

1701	Lauderdale Lakes Middle School
-------------	---------------------------------------

9/2/2014 9:20 AM

Building: 01 - Building 1

Technology

Deficiency	Category	Qty	UoM	Priority	Repair Cost	ID
Room lacks Fixed Projector	Educational Adequacy	14	Ea.	2	\$51,579	Rollup
Room lacks Interactive White Board	Educational Adequacy	10	Ea.	2	\$27,217	Rollup
The Computer Closet Requires Fiber Optic Access to CER	Functional Deficiency	1,575	LF	2	\$35,436	Rollup
Room lacks access to video distribution.	Educational Adequacy	1	Ea.	5	\$665	Rollup
Sub Total for System		6	Items		\$118,367	

Specialties

Deficiency	Category	Qty	UoM	Priority	Repair Cost	ID
Room lacks the required demonstration table	Educational Adequacy	1	Ea	3	\$7,463	Rollup
Blinds are missing or in poor condition.	Educational Adequacy	30	SF Surf	4	\$648	Rollup
Room does not have sufficient cubbies.	Educational Adequacy	44	Ea	5	\$1,832	Rollup
Room has an insufficient number of coat hooks.	Educational Adequacy	24	Ea	5	\$280	Rollup
Sub Total for System		4	Items		\$10,424	

Other

Deficiency	Category	Qty	UoM	Priority	Repair Cost	ID
Media Center requires renovation based on condition of room(s)	Capital Renewal	1	LS	2	\$154,201	316271 GOB
Provide renovation of restrooms associated with educational adequacy renovations	Capital Renewal	1	LS	2	\$209,000	316427 GOB
Renovate / Remodel Cafeteria	Deferred Maintenance	1	LS	2	\$277,763	316958
Renovate / Remodel Music and Art Rooms	Deferred Maintenance	1	LS	2	\$206,604	316748
STEM lab requires renovation based on condition of room(s)	Capital Renewal	1	LS	2	\$737,395	316937
Sub Total for System		5	Items		\$1,684,963	
Sub Total for Building 01 - Building 1		38	Items		\$6,779,221	

Building: 02 - Building 2

Roofing

Deficiency	Category	Qty	UoM	Priority	Repair Cost	ID
Reroofing with new Decking Required (Broward CPS)	Capital Renewal	3,000	SF	1	\$37,608	19177 GOB
Sub Total for System		1	Items		\$37,608	

Interior

Deficiency	Category	Qty	UoM	Priority	Repair Cost	ID
Classroom Door Requires Vision Panel	Educational Adequacy	3	Ea.	3	\$1,120	Rollup
Classroom doors lack appropriate signs	Educational Adequacy	6	Ea.	3	\$1,026	Rollup
Room has insufficient writing area.	Educational Adequacy	3	Ea.	3	\$3,116	Rollup
Room has insufficient tackboard area.	Educational Adequacy	3	Ea.	4	\$1,156	Rollup
Room lacks appropriate amount of teacher storage	Educational Adequacy	5	Ea	4	\$3,024	Rollup
Room lacks appropriate sound control	Educational Adequacy	1,268	SF	4	\$39,771	Rollup
Room lacks a changing table	Educational Adequacy	3	Ea	5	\$7,465	Rollup
Sub Total for System		7	Items		\$56,678	

Mechanical

Deficiency	Category	Qty	UoM	Priority	Repair Cost	ID
The Air Handler HVAC Component Requires Replacement	Capital Renewal	1	Ea	3	\$55,504	818 GOB

Rev 1 Sept 2014

Lauderdale Lakes Middle School

1701

M•A•P•P•S ©, Jacobs 2014

Page 3 of 5

Broward County Public Schools

School Deficiency Listing

9/2/2014 9:20 AM

1701	Lauderdale Lakes Middle School
-------------	---------------------------------------

Building: 02 - Building 2

Mechanical

Deficiency	Category	Qty	UoM	Priority	Repair Cost	ID
Duct Cleaning Required	Deferred Maintenance	3,353	SF	5	\$2,786	816
Sub Total for System		2	Items		\$68,290	

Electrical

Deficiency	Category	Qty	UoM	Priority	Repair Cost	ID
Room has insufficient electrical outlets	Educational Adequacy	12	Ea.	3	\$4,389	Rollup
Room does not have tamper-proof light switching	Educational Adequacy	2	Ea.	5	\$971	Rollup
Room lacks controls to partially dim lights.	Educational Adequacy	3	Ea	5	\$2,338	Rollup
Sub Total for System		3	Items		\$7,698	

Plumbing

Deficiency	Category	Qty	UoM	Priority	Repair Cost	ID
The Class Room Lavatories Plumbing Fixtures Are Missing And Should Be Installed	Educational Adequacy	2	Ea	2	\$2,713	Rollup
Prep room lacks a sink	Educational Adequacy	1	Ea	3	\$4,450	Rollup
Room lacks a private shower area.	Educational Adequacy	2	Ea	4	\$18,266	Rollup
Room lacks private toilets	Educational Adequacy	3	Ea.	4	\$33,650	Rollup
Room lacks a drinking fountain	Educational Adequacy	3	Ea	5	\$2,877	Rollup
Sub Total for System		6	Items		\$61,966	

Fire and Security

Deficiency	Category	Qty	UoM	Priority	Repair Cost	ID
Install Fire Sprinklers	Code Compliance	100	SF	1	\$862	Rollup GOB
Sub Total for System		1	Items		\$862	

Technology

Deficiency	Category	Qty	UoM	Priority	Repair Cost	ID
Room lacks Fixed Projector	Educational Adequacy	3	Ea	2	\$11,053	Rollup
Room lacks Interactive White Board	Educational Adequacy	3	Ea	2	\$9,165	Rollup
Sub Total for System		2	Items		\$19,218	

Specialties

Deficiency	Category	Qty	UoM	Priority	Repair Cost	ID
Room lacks an appropriate refrigerator	Educational Adequacy	3	Ea	3	\$15,760	Rollup
Room lacks an appropriate stove	Educational Adequacy	2	Ea	3	\$14,343	Rollup
Blinds are missing or in poor condition.	Educational Adequacy	28	SF Surf	4	\$791	Rollup
Room does not have sufficient cubbies	Educational Adequacy	28	Ea	5	\$1,165	Rollup
Room has an insufficient number of coat hooks.	Educational Adequacy	24	Ea.	5	\$280	Rollup
Sub Total for System		5	Items		\$32,339	
Sub Total for Building 02 - Building 2		26	Items		\$274,649	

Building: 03 - Building Support

Roofing

Deficiency	Category	Qty	UoM	Priority	Repair Cost	ID
Reroofing with new Decking Required (Broward CPS)	Capital Renewal	594	SF	1	\$7,446	18178 GOB

Rev 1 Sept 2014

Lauderdale Lakes Middle School

1701

M•A•P•P•S ©, Jacobs 2014

Page 4 of 5

Broward County Public Schools

School Deficiency Listing

9/2/2014 9:20 AM

1701	Lauderdale Lakes Middle School
-------------	---------------------------------------

Building: 03 - Building Support

Sub Total for System 1 items \$7,446

Mechanical

Deficiency	Category	Qty	UoM	Priority	Repair Cost	ID
The Boiler HVAC Component Is Damaged And Requires Replacement	Capital Renewal	1	Ea.	3	\$106,513	819 GOB
		Sub Total for System			\$106,513	
		Sub Total for Building 03 - Building Support			\$113,959	

Building: 04 - Storage

Roofing

Deficiency	Category	Qty	UoM	Priority	Repair Cost	ID
Reroofing with new Decking Required (Broward CPS)	Capital Renewal	255	SF	1	\$3,197	19179 GOB
		Sub Total for System			\$3,197	

Mechanical

Deficiency	Category	Qty	UoM	Priority	Repair Cost	ID
The Power Service Is Inadequate And Should Be Upgraded	Functional Deficiency	225	Amps	3	\$16,702	822
		Sub Total for System			\$16,702	

Electrical

Deficiency	Category	Qty	UoM	Priority	Repair Cost	ID
Emergency Lighting Is Inadequate Or Not Present And Should Be Installed	Code Compliance	168	SF	2	\$267	825
The Panelboard Requires Replacement	Capital Renewal	1	Ea	2	\$5,872	824
The 2 X 4 Interior Fluorescent Lighting Requires Replacement	Capital Renewal	4	Ea	3	\$2,270	821
The Electrical Disconnect Is Damaged And Should Be Repaired	Deferred Maintenance	1	Ea.	3	\$1,146	823
		Sub Total for System			\$9,564	
		Sub Total for Building 04 - Storage			\$29,463	
		Total for Permanent Buildings			\$10,050,741	
		Total for Portable Buildings			\$96,990	
		Total for Campus			\$10,147,731	

2.4.5 MAPPS Deficiency Detail

Broward County Public Schools

Deficiency Detail

290 Lauderdale Lakes Middle School

1/28/2016 2:52 PM

Location: **Lauderdale Lakes MS->Bldg 2**

Deficiency:

Assess ID	818	Surveyor/Update	Chris Taylor
Deficiency Code ID	M57-02C		
Status	Estimated	FCI	Yes
Life Cycle	2306		

Deficiency **The Air Handler HVAC Component Requires Replacement**

Category	Capital Renewal	System	Mechanical
Priority	3-Short Term Conditions (2-3 Years)	Functional Adequacy	Non Related
Correction	Replace 5000 CFM Air Handler	Quantity / UoM	
Project(s) Note	3000 CFM		

Estimate:

Type	Number	Description	Qty	UoM	Price	Extension
U	015419500100	Crane crew, daily use for small jobs, 12-ton truck-mounted hydraulic crane, portal to portal	1	Day	1,600.00	\$1,600
U	233113131030	Metal ductwork, fabricated rectangular, 500 to 1000 lb., stainless steel, type 304, includes fittings, joints, supports and allow for a flexible connections field sketches, excludes as-built drawings and insulation	250	Lb	13.40	\$3,350
U	237313202340	Central station air handling unit, packaged indoor, variable air volume, 5000 CFM, cooling coils may be chilled water or DX, heating coils may be hot water, steam or electric	1	Ea.	26,000.00	\$26,000
U	230505100400	Central station air handler, up thru 15 ton, selective demolition	1	Ea.	820.00	\$820
U	260580101590	Motor connections, flexible conduit and fittings, 3 phase, 460 volt, 100 HP motor	1	Ea.	330.00	\$330
Sub Total						\$32,100
					Construction Adjustment	35% 11,074
					Construction Cost	\$43,174
					Adjustment Factor	84% 36,120
					Soft Cost Adjustment	48% 20,918
					Total Estimated Amount	\$100,212

Broward County Public Schools
290 Lauderdale Lakes Middle School

Deficiency Detail

1/26/2016 2:52 PM

Location: **Lauderdale Lakes MS->Bldg Support**

Deficiency:

Assess ID	819	Surveyor/Update	Chelsea Woodard
Deficiency Code ID	M57-06C		
Status	Estimated	FCI	Yes
Life Cycle	2325		

Deficiency	The Boiler HVAC Component Is Damaged And Requires Replacement		
Category	Capital Renewal	System	Mechanical
Priority	3-Short Term Conditions (2-3 Years)	Functional Adequacy	Non Related
Correction	Replace 4200 MBH Boiler	Quantity / UoM	

Project(s) Note

Estimate:

Type	Number	Description	Qty	UoM	Price	Extension	
U	015436502200	Mobilization or demobilization, crane, crawler-mounted, up to 75 ton	1	Ea.	1,125.00	\$1,125	
U	230505100350	Boiler, gas and or oil or solid, 160 thru 2000 MBH, selective demolition	1	Ea.	3,475.00	\$3,475	
U	235223202420	Boiler, gas fired, natural or propane, cast iron, steam, gross output, 4207 MBH, includes standard controls and insulated jacket, packaged	1	Ea.	57,000.00	\$57,000	
Sub Total						\$61,600	
					Construction Adjustment	35%	21,252
Construction Cost						\$82,852	
					Adjustment Factor	0%	0
					Soft Cost Adjustment	48%	40,142
Total Estimated Amount						\$122,994	

Broward County Public Schools
290 Lauderdale Lakes Middle School

Deficiency Detail

1/26/2016 2:52 PM

Location: **Lauderdale Lakes MS->Bldg 1**

Deficiency:

Assess ID	839	Surveyor/Update	Chris Taylor
Deficiency Code ID	M57-02C		
Status	Estimated	FCI	Yes
Life Cycle	2247		

Deficiency	The Air Handler HVAC Component Requires Replacement		
Category	Capital Renewal	System	Mechanical
Priority	3-Short Term Conditions (2-3 Years)	Functional Adequacy	Non Related
Correction	Replace 2000 CFM Air Handler	Quantity / UoM	

Project(s) Note

Estimate:

Type	Number	Description	Qty	UoM	Price	Extension	
U	015419500100	Crane crew, daily use for small jobs, 12-ton truck-mounted hydraulic crane, portal to portal	3	Day	1,600.00	\$4,800	
U	233113130540	Metal ductwork, fabricated rectangular, galvanized steel, 500 to 1000 lb., includes fittings, joints, supports and allow for a flexible connections field sketches, excludes as-built drawings and insulation	1,500	Lb	8.25	\$12,375	
U	237313202330	Central station air handling unit, packaged indoor, variable air volume, 2000 CFM, cooling coils may be chilled water or DX, heating coils may be hot water, steam or electric	3	Ea.	17,900.00	\$53,700	
U	230505100400	Central station air handler, up thru 15 ton, selective demolition	3	Ea.	820.00	\$2,460	
U	260580101590	Motor connections, flexible conduit and fittings, 3 phase, 460 volt, 100 HP motor	3	Ea.	330.00	\$990	
Sub Total						\$74,325	
					Construction Adjustment	35%	25,642
					Construction Cost		\$99,967
					Adjustment Factor	84%	83,632
					Soft Cost Adjustment	48%	48,434
					Total Estimated Amount		\$232,034

Broward County Public Schools
290 Lauderdale Lakes Middle School

Deficiency Detail

1/26/2016 2:52 PM

Location: **Lauderdale Lakes MS->Bldg 1**

Deficiency:

Assess ID	840	Surveyor/Update	Chris Taylor
Deficiency Code ID	M57-02C		
Status	Estimated	FCI	Yes
Life Cycle	2248		

Deficiency **The Air Handler HVAC Component Requires Replacement**

Category	Capital Renewal	System	Mechanical
----------	------------------------	--------	-------------------

Priority	3-Short Term Conditions (2-3 Years)	Functional Adequacy	Non Related
----------	--	---------------------	--------------------

Correction	Replace 5000 CFM Air Handler	Quantity / UoM	
------------	-------------------------------------	----------------	--

Project(s) Note

Estimate:

Type	Number	Description	Qty	UoM	Price	Extension	
U	015419500100	Crane crew, daily use for small jobs, 12-ton truck-mounted hydraulic crane, portal to portal	4	Day	1,600.00	\$6,400	
U	233113131030	Metal ductwork, fabricated rectangular, 500 to 1000 lb., stainless steel, type 304, includes fittings, joints, supports and allow for a flexible connections field sketches, excludes as-built drawings and insulation	1,000	Lb	13.40	\$13,400	
U	237313202340	Central station air handling unit, packaged indoor, variable air volume, 5000 CFM, cooling coils may be chilled water or DX, heating coils may be hot water, steam or electric	4	Ea.	26,000.00	\$104,000	
U	230505100400	Central station air handler, up thru 15 ton, selective demolition	4	Ea.	820.00	\$3,280	
U	260580101590	Motor connections, flexible conduit and fittings, 3 phase, 460 volt, 100 HP motor	4	Ea.	330.00	\$1,320	
Sub Total						\$128,400	
					Construction Adjustment	35%	44,298
Construction Cost						\$172,698	
					Adjustment Factor	84%	144,479
					Soft Cost Adjustment	48%	83,672
Total Estimated Amount						\$400,849	

Broward County Public Schools
290 Lauderdale Lakes Middle School

Deficiency Detail

1/26/2016 2:52 PM

Location: **Lauderdale Lakes MS->Bldg 1**

Deficiency:

Assess ID	841	Surveyor/Update	Chris Taylor
Deficiency Code ID	M57-02C		
Status	Estimated	FCI	Yes
Life Cycle	2249		

Deficiency	The Air Handler HVAC Component Requires Replacement		
Category	Capital Renewal	System	Mechanical
Priority	2-Indirect Impact to Mission (1 Year)	Functional Adequacy	Non Related
Correction	Replace 10000 CFM Air Handler	Quantity / UoM	

Project(s) Note

Estimate:

Type	Number	Description	Qty	UoM	Price	Extension
U	015419500100	Crane crew, daily use for small jobs, 12-ton truck-mounted hydraulic crane, portal to portal	5	Day	1,600.00	\$8,000
U	233113130120	Metal ductwork, fabricated rectangular, 500 to 1000 lb., aluminum alloy 3003-H14, includes fittings, joints, supports and allow for a flexible connections field sketches, excludes as-built drawings and insulation	2,500	Lb	23.00	\$57,500
U	237313202350	Central station air handling unit, packaged indoor, variable air volume, 10,000 CFM, cooling coils may be chilled water or DX, heating coils may be hot water, steam or electric	5	Ea.	49,100.00	\$245,500
U	230505100400	Central station air handler, up thru 15 ton, selective demolition	5	Ea.	820.00	\$4,100
U	260580101590	Motor connections, flexible conduit and fittings, 3 phase, 460 volt, 100 HP motor	5	Ea.	330.00	\$1,650
Sub Total						\$316,750
					Construction Adjustment	35% 109,279
Construction Cost						\$426,029
					Adjustment Factor	84% 356,416
					Soft Cost Adjustment	48% 206,411
Total Estimated Amount						\$988,855

Broward County Public Schools

Deficiency Detail

290 Lauderdale Lakes Middle School

1/26/2016 2:52 PM

Location: **Lauderdale Lakes MS->Bldg 1**

Deficiency:

Assess ID	19175	Surveyor/Update	Chris Taylor
Deficiency Code ID	BCRoof-02		
Status	Estimated	FCI	Yes
Life Cycle	7642		

Deficiency **Reroofing with new Decking Required (Broward CPS)**

Category	Capital Renewal	System	Roofing
----------	-----------------	--------	---------

Priority	1-Mission Critical Concerns	Functional Adequacy	Non Related
----------	-----------------------------	---------------------	-------------

Correction	Reroof and Replace Decking	Quantity / UoM	
------------	----------------------------	----------------	--

Project(s) Note

Estimate:

Type	Number	Description	Qty	UoM	Price	Extension
M		Estimate based of BCPS experience	142,215	SF	7.25	\$1,031,059
Sub Total						\$1,031,059
					Construction Adjustment	35% 355,715
					Construction Cost	\$1,386,774
					Adjustment Factor	84% 1,160,175
					Soft Cost Adjustment	48% 671,892
					Total Estimated Amount	\$3,218,841

Broward County Public Schools
290 Lauderdale Lakes Middle School

Deficiency Detail

1/28/2016 2:52 PM

Location: **Lauderdale Lakes MS->Bldg 2**

Deficiency:

Assess ID	19177	Surveyor/Update	Chris Taylor
Deficiency Code ID	BCRoof-02		
Status	Estimated	FCI	Yes
Life Cycle	7643		

Deficiency	Reroofing with new Decking Required (Broward CPS)		
Category	Capital Renewal	System	Roofing
Priority	1-Mission Critical Concerns	Functional Adequacy	Non Related
Correction	Reroof and Replace Decking	Quantity / UoM	

Project(s) Note

Estimate:

Type	Number	Description	Qty	UoM	Price	Extension
M		Estimate based of BCPS experience	3,000	SF	7.25	\$21,750
Sub Total						\$21,750
Construction Adjustment						35% 7,504
Construction Cost						\$29,254
Adjustment Factor						84% 24,474
Soft Cost Adjustment						48% 14,173
Total Estimated Amount						\$67,901

Broward County Public Schools
290 Lauderdale Lakes Middle School

Deficiency Detail

1/28/2016 2:52 PM

Location: **Lauderdale Lakes MS->Bldg Support**

Deficiency:

Assess ID	19178	Surveyor/Update	Chris Taylor
Deficiency Code ID	BCRoof-02		
Status	Estimated	FCI	Yes
Life Cycle	7644		

Deficiency **Reroofing with new Decking Required (Broward CPS)**

Category	Capital Renewal	System	Roofing
----------	-----------------	--------	---------

Priority	1-Mission Critical Concerns	Functional Adequacy	Non Related
----------	-----------------------------	---------------------	-------------

Correction	Reroof and Replace Decking	Quantity / UoM	
------------	----------------------------	----------------	--

Project(s) Note

Estimate:

Type	Number	Description	Qty	UoM	Price	Extension	
M		Estimate based of BCPS experience	594	SF	7.25	\$4,307	
Sub Total						\$4,307	
					Construction Adjustment	35%	1,486
					Construction Cost	\$5,792	
					Adjustment Factor	84%	4,846
					Soft Cost Adjustment	48%	2,806
Total Estimated Amount						\$13,444	

Broward County Public Schools
290 Lauderdale Lakes Middle School

Deficiency Detail

1/26/2016 2:52 PM

Location: **Lauderdale Lakes MS->Sto**

Deficiency:

Assess ID	19179	Surveyor/Update	Chris Taylor
Deficiency Code ID	BCRoof-02		
Status	Estimated	FCI	Yes
Life Cycle			

Deficiency	Reroofing with new Decking Required (Broward CPS)		
Category	Capital Renewal	System	Roofing
Priority	1-Mission Critical Concerns	Functional Adequacy	Non Related
Correction	Reroof and Replace Decking	Quantity / UoM	
Project(s) Note	No roof currently exists for flammable storage building.		

Estimate:

Type	Number	Description	Qty	UoM	Price	Extension
M		Estimate based of BCPS experience	255	SF	7.25	\$1,849
		Sub Total				\$1,849
		Construction Adjustment			35%	638
		Construction Cost				\$2,487
		Adjustment Factor			84%	2,080
		Soft Cost Adjustment			48%	1,205
		Total Estimated Amount				\$5,772

Broward County Public Schools
290 Lauderdale Lakes Middle School

Deficiency Detail

1/26/2016 2:52 PM

Location: **Lauderdale Lakes MS->Bldg 1**

Deficiency:

Assess ID **65256** Surveyor/Update
Deficiency Code ID **BP20-01**
Status **Estimated** FCI **Yes**
Life Cycle

Deficiency **Install Fire Sprinklers**
Category **Code Compliance** System **Fire and Security**
Priority **1-Mission Critical Concerns** Functional Adequacy **Non Related**
Correction **Install Fire Sprinkler System** Quantity / UoM

Project(s) Note

Estimate:

Type	Number	Description	Qty	UoM	Price	Extension
U	095123100400	Suspended acoustic ceiling tiles, fiberglass boards, film faced, 2' x 2' or 2' x 4' x 3/4" thick	37,297	SF	2.84	\$105,923
U	090505101200	Ceiling demolition, suspended ceiling, mineral fiber, 2 x 2 or 2 x 4, remove	37,297	SF	0.64	\$23,870
A	D40104101100	Wet pipe sprinkler systems, steel, ordinary hazard, 1 floor, 50,000 SF	134,268	SF	4.02	\$539,757
Sub Total						\$669,550
					Construction Adjustment	35% 230,995
Construction Cost						\$900,544
					Adjustment Factor	0% 0
					Soft Cost Adjustment	48% 436,314
Total Estimated Amount						\$1,336,858

Broward County Public Schools

Deficiency Detail

290 Lauderdale Lakes Middle School

1/28/2016 2:52 PM

Location: **Lauderdale Lakes MS->Bldg 1->2nd->201-Reception Area**

Deficiency:

Assess ID **65257** Surveyor/Update
Deficiency Code ID **BP20-01**
Status **Estimated** FCI **Yes**
Life Cycle

Deficiency **Install Fire Sprinklers**
Category **Code Compliance** System **Fire and Security**
Priority **1-Mission Critical Concerns** Functional Adequacy **Non Related**
Correction **Install Fire Sprinkler System** Quantity / UoM

Project(s) Note

Estimate:

Type	Number	Description	Qty	UoM	Price	Extension
U	095123100400	Suspended acoustic ceiling tiles, fiberglass boards, film faced, 2' x 2' or 2' x 4' x 3/4" thick	250	SF	2.84	\$710
U	090505101200	Ceiling demolition, suspended ceiling, mineral fiber, 2 x 2 or 2 x 4, remove	250	SF	0.64	\$160
A	D40104101100	Wet pipe sprinkler systems, steel, ordinary hazard, 1 floor, 50,000 SF	900	SF	4.02	\$3,618
Sub Total						\$4,488
Construction Adjustment					35%	1,548
Construction Cost						\$6,036
Adjustment Factor					0%	0
Soft Cost Adjustment					48%	2,925
Total Estimated Amount						\$8,961

Broward County Public Schools
290 Lauderdale Lakes Middle School

Deficiency Detail

1/26/2016 2:52 PM

Location: **Lauderdale Lakes MS->Bldg 2->1st->200-Covered Walkway**

Deficiency:

Assess ID **65258** Surveyor/Update
Defecency Code ID **BP20-01**
Status **Estimated** FCI **Yes**
Life Cycle

Deficiency **Install Fire Sprinklers**
Category **Code Compliance** System **Fire and Security**
Priority **1-Mission Critical Concerns** Functional Adequacy **Non Related**
Correction **Install Fire Sprinkler System** Quantity / UoM

Project(s) Note

Estimate:

Type	Number	Description	Qty	UoM	Price	Extension
U	095123100400	Suspended acoustic ceiling tiles, fiberglass boards, film faced, 2' x 2' or 2' x 4' x 3/4" thick	28	SF	2.84	\$79
U	090505101200	Ceiling demolition, suspended ceiling, mineral fiber, 2 x 2 or 2 x 4, remove	28	SF	0.64	\$18
A	D40104101100	Wet pipe sprinkler systems, steel, ordinary hazard, 1 floor, 50,000 SF	100	SF	4.02	\$402
Sub Total						\$499
Construction Adjustment					35%	172
Construction Cost						\$671
Adjustment Factor					0%	0
Soft Cost Adjustment					48%	325
Total Estimated Amount						\$996

Broward County Public Schools
290 Lauderdale Lakes Middle School

Deficiency Detail

1/28/2016 2:52 PM

Location: **Lauderdale Lakes MS**

Deficiency:

Assess ID **65259** Surveyor/Update
Defeciency Code ID **BP20-01**
Status **Estimated** FCI **Yes**
Life Cycle

Deficiency **Install Fire Sprinklers**
Category **Code Compliance** System **Fire and Security**
Priority **1-Mission Critical Concerns** Functional Adequacy **Non Related**
Correction **Install Fire Sprinkler System** Quantity / UoM

Project(s) Note

Estimate:

Type	Number	Description	Qty	UoM	Price	Extension
U	095123100400	Suspended acoustic ceiling tiles, fiberglass boards, film faced, 2' x 2' or 2' x 4' x 3/4" thick	38,424	SF	2.84	\$109,125
U	090505101200	Ceiling demolition, suspended ceiling, mineral fiber, 2 x 2 or 2 x 4, remove	38,424	SF	0.64	\$24,591
A	D40104101100	Wet pipe sprinkler systems, steel, ordinary hazard, 1 floor, 50,000 SF	138,327	SF	4.02	\$556,075
Sub Total						\$689,791
Construction Adjustment					35%	237,978
Construction Cost						\$927,768
Adjustment Factor					0%	0
Soft Cost Adjustment					42%	393,745
Total Estimated Amount						\$1,321,513

Broward County Public Schools
290 Lauderdale Lakes Middle School

Deficiency Detail

1/26/2016 2:52 PM

Location: **Lauderdale Lakes MS**

Deficiency:

Assess ID	220842	Surveyor/Update	Eric Sheppard
Deficiency Code ID	FireAlarm-01		
Status	Estimated	FCI	Yes
Life Cycle			

Deficiency **Entire Fire Alarm System Needs to be Replaced**

Category **Capital Renewal** System **Fire and Security**

Priority **1-Mission Critical Concerns** Functional Adequacy **Non Related**

Correction **Replace Entire Fire Alarm System** Quantity / UoM

Project(s) Note **Model: 4100ES**

Estimate:

Type	Number	Description	Qty	UoM	Price	Extension
M		Allowance for Fire Alarm Replacement	1	LS	274,500.00	\$274,500
Sub Total						\$274,500
Construction Adjustment						35% 94,702
Construction Cost						\$369,202
Adjustment Factor						0% 0
Soft Cost Adjustment						42% 156,690
Total Estimated Amount						\$525,892

Broward County Public Schools
290 Lauderdale Lakes Middle School

Deficiency Detail

1/26/2016 2:52 PM

Location: **Lauderdale Lakes MS->Bldg 1**

Deficiency:

Assess ID **316271** Surveyor/Update **Eric Sheppard**
Deficiency Code ID **EA-Media**
Status **Estimated** FCI **Yes**
Life Cycle

Deficiency **Media Center requires renovation based on condition of room(s)**

Category **Capital Renewal** System **Other**

Priority **2-Indirect Impact to Mission (1 Year)** Functional Adequacy **Other**

Correction **Renovate / Remodel Media Center** Quantity / UoM

Project(s) Note **Room design = 380**

Estimate:

Type	Number	Description	Qty	UoM	Price	Extension	
M		Allowance for renovation	1	LS	89,234.04	\$89,234	
Sub Total						\$89,234	
					Construction Adjustment	35%	30,786
					Construction Cost		\$120,020
					Adjustment Factor	0%	0
					Soft Cost Adjustment	48%	58,042
					Total Estimated Amount		\$178,061

Broward County Public Schools
290 Lauderdale Lakes Middle School

Deficiency Detail

1/26/2016 2:52 PM

Location: **Lauderdale Lakes MS->Bldg 1**

Deficiency:

Assess ID	316427	Surveyor/Update	Eric Sheppard
Deficiency Code ID	EA-ADARR		
Status	Estimated	FCI	Yes
Life Cycle			

Deficiency **Provide renovation of restrooms associated with educational adequacy renovations**

Category	Capital Renewal	System	Other
----------	------------------------	--------	--------------

Priority	2-Indirect Impact to Mission (1 Year)	Functional Adequacy	Other
----------	--	---------------------	--------------

Correction	Renovate / Remodel related restrooms	Quantity / UoM	
------------	---	----------------	--

Project(s) Note **Room design = 815/816**

Estimate:

Type	Number	Description	Qty	UoM	Price	Extension	
M		Allowance for renovation	1	LS	120,945.40	\$120,945	
Sub Total						\$120,945	
					Construction Adjustment	35%	41,726
					Construction Cost		\$162,672
					Adjustment Factor	0%	0
					Soft Cost Adjustment	48%	78,668
					Total Estimated Amount		\$241,339

Broward County Public Schools
290 Lauderdale Lakes Middle School

Deficiency Detail

1/26/2016 2:52 PM

Location: **Lauderdale Lakes MS->Bldg 1**

Deficiency:

Assess ID	317782	Surveyor/Update	Eric Sheppard
Deficiency Code ID	M51-01		
Status	Estimated	FCI	Yes
Life Cycle			

Deficiency	Complete Kitchen HVAC Installation For Non-Air-Conditioned Facility		
Category	Functional Deficiency	System	Mechanical
Priority	2-Indirect Impact to Mission (1 Year)	Functional Adequacy	Non Related
Correction	Add Air Conditioning To Food Service Area. Quantity / UoM		

Project(s) Note

Estimate:

Type	Number	Description	Qty	UoM	Price	Extension	
A	D30501703760	Split system, air cooled condensing unit, restaurants, 1,000 SF, 5.00 ton	2,200	SF	15.40	\$33,880	
Sub Total						\$33,880	
Construction Adjustment						35%	11,689
Construction Cost						\$45,569	
Adjustment Factor						0%	0
Soft Cost Adjustment						48%	22,037
Total Estimated Amount						\$67,606	

Broward County Public Schools
290 Lauderdale Lakes Middle School

Deficiency Detail

1/26/2016 2:52 PM

Location: **Lauderdale Lakes MS->Bldg 1**

Deficiency:

Assess ID	318060	Surveyor/Update	Chris Taylor
Deficiency Code ID	A30-03		
Status	Estimated	FCI	Yes
Life Cycle			

Deficiency **The Stucco Exterior Is Damaged And Requires Replacement**

Category	Capital Renewal	System	Exterior
----------	-----------------	--------	----------

Priority	2-Indirect Impact to Mission (1 Year)	Functional Adequacy	Non Related
----------	---------------------------------------	---------------------	-------------

Correction	Replace Stucco	Quantity / UoM	
------------	----------------	----------------	--

Project(s) Note **Assume 40% of exterior**

Estimate:

Type	Number	Description	Qty	UoM	Price	Extension
U	090505300300	Walls and partitions demolition, exterior stucco over netting, 1" thick	10,000	SF	0.84	\$8,400
U	092423401000	Stucco, exterior, with bonding agent, 3 coats, on walls, excl. mesh	4,688	SY	17.60	\$82,500
U	092236232800	Metal lath, stucco mesh, painted, 3.6 lb	4,688	SY	4.43	\$20,766
Sub Total						\$111,666
					Construction Adjustment	35% 38,525
					Construction Cost	\$150,190
					Adjustment Factor	84% 125,649
					Soft Cost Adjustment	48% 72,632
					Total Estimated Amount	\$348,471

COLLABORATION

SIGN-OFF FORM

Title of Agenda Request Item:

**Professional Services Agreement
Lauderdale Lakes Middle School
Jorge A. Gutierrez Architect LLC
Building Renovations
Project No. P.001637**

School Board Meeting Date: 6-21-16

W This project has been appropriated in the Amendment to the Adopted District Educational Facilities Plan (September 8, 2015) and in the District's Capital Budget.

| | This project has not been appropriated in the Amendment to the Adopted District Educational Facilities Plan (September 8, 2015) and in the District's Capital Budget.

| | **Comments:**

Department Name

Capital Budget

Department Head Name

Omar Shim
Director

Department Head Signature



Note: By signing this collaboration the Capital Budget Department is acknowledging that the budget impact as stated is correct. Other aspects of the agenda item are the responsibility of the department submitting the item.